



युनाईटेड इडि मर्दि एण्ड आर. वि. हाईड्रोपावर लिमिटेड
United Idi Mardi and RB Hydropower Ltd

माथिल्लो मर्दि खोला जलविद्युत आयोजना (७ मे.वा.)

१३ औं
वार्षिक प्रतिवेदन

आ.व. २०७८/०७९



युनाईटेड इदीमर्दी एण्ड आर. वि. हाईड्रोपावर लिमिटेड
माथिल्लो मर्दीखोला जलविद्युत आयोजना (७ मे.वा.)



प्रकाश के.सी.
अध्यक्ष



रोशन के.सी.
प्रबन्ध निर्देशक



सुनिल नारायण श्रेष्ठ
कार्यकारी सञ्चालक



किरण के.सी.
सञ्चालक



बिश्व प्रकाश गौतम
सञ्चालक



किशोरी कार्की गोदार
सञ्चालक



निरज पौडेल
कम्पनी सचिव

युनाइटेड इदी मर्दी एण्ड आर.बि. हाइड्रोपावर लिमिटेड कास्की, पोखरा

प्रतिनिधि नियुक्त गर्ने फारम प्रोक्सी

श्री सञ्चालक समिति,
युनाइटेड इदी मर्दी एण्ड
आर.बि.हाइड्रोपावर लिमिटेड
कास्की, पोखरा ।

विषय : प्रतिनिधि नियुक्त गरिएको बारे ।

महाशय,

.....जिल्ला.....न.पा. /गा.वि.स. वडा नं.....म/ हामी.....ले त्यस संस्थाको शेयरधनीको हैसियतले मितिसालगतेबारका दिन हुनेवार्षिक साधारणसभा स्वयं उपस्थित भई छलफल तथा निर्णयमा सहभागी हुन नसक्ने भएकाले उक्त सभामा भाग लिन तथा मतदान गर्नका लागि मेरो / हाम्रो प्रतिनिधित्व गरी भाग लिन जिल्ला.....न.पा. /गा.वि.स. बस्ने त्यस संस्थाका शेयरधनी श्री.....शेयर प्रमाण पत्र नं.लाई मेरो/हाम्रो प्रतिनिधि मनोनयन गरी पठाएको छु/छौ ।

प्रतिनिधि हुनेको

नाम :
दस्तखत :
शेयर धनी नं. :
हितग्राही खाता नं. :
शेयर संख्या :
मिति :

प्रतिनिधि नियुक्त गर्नेको

नाम :
दस्तखत :
शेयर धनी नं. :
हितग्राही खाता नं. :
शेयर संख्या :
मिति :

द्रव्य : यो निवेदन साधारणसभा हुनु भन्दा कम्तीमा ७२ घण्टा अगावै कम्पनीको केन्द्रीय कार्यालयमा गरिसक्नु पर्नेछ ।

युनाइटेड इदी मर्दी एण्ड आर.बि. हाइड्रोपावर लिमिटेड

प्रवेश पत्र

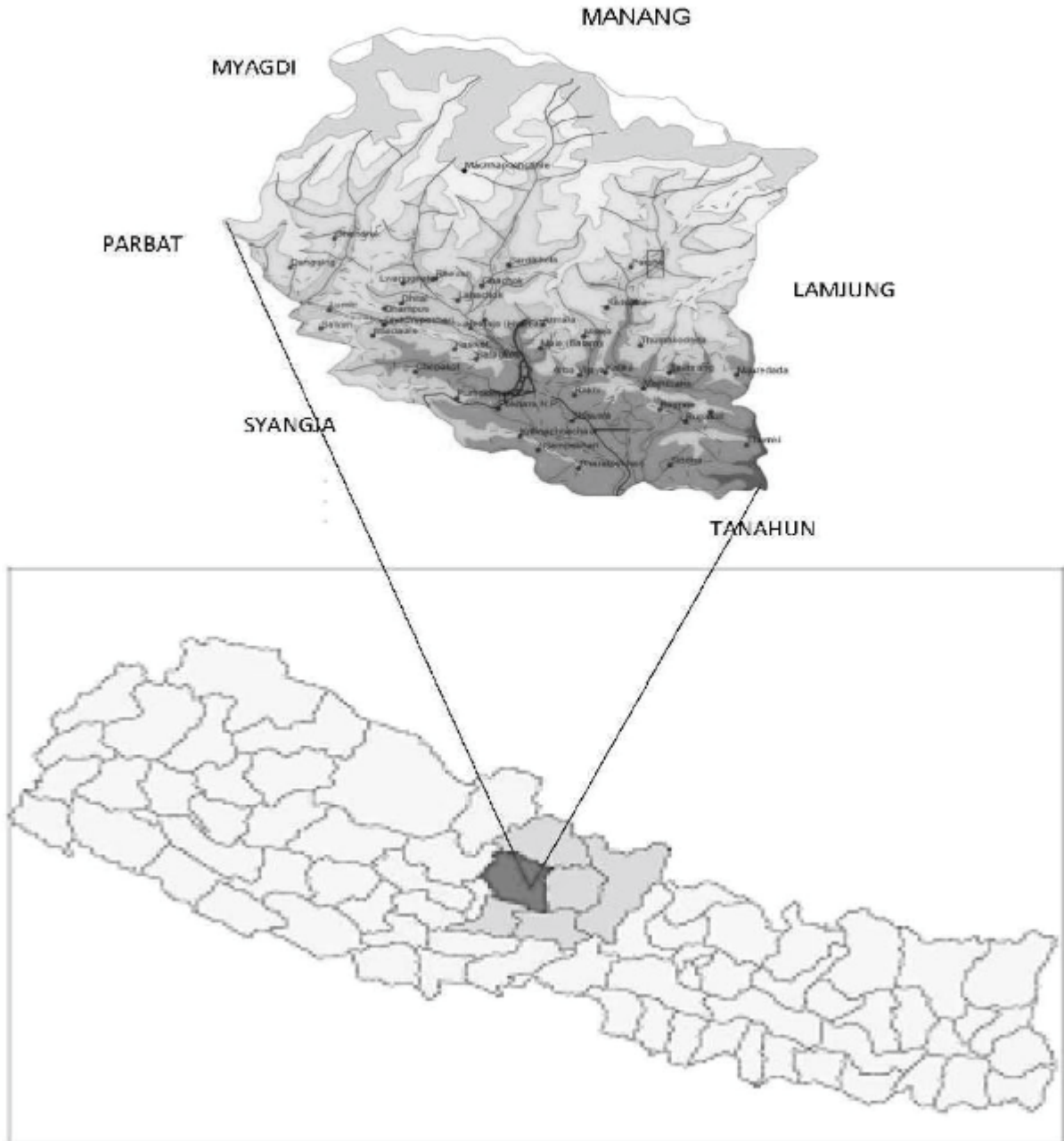
शेयरधनीको नाम :
दस्तखत :
शेयर धनी नं. :
हितग्राही खाता नं. :
कुल शेयर संख्या :
शेयरधनीको सही :

२०.../.../.....

कम्पनी सचिव

द्रव्य : यो निवेदन साधारणसभा हुनु भन्दा कम्तीमा ७२ घण्टा अगावै कम्पनीको केन्द्रीय कार्यालयमा गरिसक्नु पर्नेछ ।

युनाईटेड इदी मदी एण्ड आर.बि. हाइड्रोपावर लिमिटेड
माथिल्लो मदी खोला जलविद्युत आयोजना (७ मे.वा)



Project Location map

विषय सूची

१३ औ. वार्षिक साधारण सभा सम्बन्धी सूचना	१
साधारणसभा सम्बन्धी जानकारी	२
कम्पनीको परिचय	३
अध्यक्षज्यूको मन्तव्य	४
सञ्चालक समितिको प्रतिवेदन	६
शेयर संरचना	७
कम्पनीको योजना एवं भावी कार्यक्रम	८
Silent Features	१४
लेखापरीक्षकको प्रतिवेदन	१८
वित्तय विवरण	२०
अनुसुचीहरु	२४
नोट	५३

युनाईटेड इदी मर्दी एण्ड आर.बि. हाइड्रोपावर लिमिटेडको

१३ औं वार्षिक साधारण सभा सम्बन्धी सूचना

युनाईटेड इदी मर्दी एण्ड आर.बि.हाइड्रोपावर लिमिटेडको मिति २०७९/०८/०७ गते दिउसो ४:०० बजे बसेको सञ्चालक समितिको बैठकको निर्णय बमोजिम देहायका विषयहरूमा छलफल गर्न कम्पनीको १३ औं वार्षिक साधारणसभा निम्न लिखित मिति, स्थान, र समयमा देहायका प्रस्तावहरू उपर छलफल तथा निर्णय गर्न बस्ने भएको हुँदा कम्पनी ऐन, २०६३ को दफा ६७ अनुसार सम्पूर्ण शेयरधनी महानुभावहरूको जानकारी तथा उपस्थितिको लागि यो सूचना प्रकाशित गरिएको छ।

१३ औं वार्षिक साधारण सभा हुने मिति, समय र स्थान,

मिति : २०७९।०८।२८ गते बुधवार (December 14, 2022)

समय : ११:०० बजे

स्थान : आभ्या क्लब, घारीपाटन-१७ पोखरा, कास्की।

१३ औं वार्षिक साधारण सभामा छलफलका विषयहरू

क) साधारण प्रस्ताव

१. सञ्चालक समितिको तर्फबाट अध्यक्ष ज्यू बाट प्रस्तुत हुने आ.व.२०७८।०७९ को वार्षिक प्रतिवेदन छलफल गरि पारित गर्ने।
२. लेखापरीक्षकको प्रतिवेदन सहितको आ.व.२०७८।७९ को वासलात, नाफा नोक्सान हिसाब तथा नगद प्रभाव विवरण सहितको वित्तीय विवरणहरू (अनुसूचीहरू समेत) छलफल गरि पारित गर्ने।
३. आ.व.२०७९।८० को लेखापरीक्षण कार्यको लागि लेखापरीक्षक नियुक्ति एवं निजको पारिश्रमिक निर्धारण गर्ने।
४. सञ्चालक समितिबाट सिफारिस भए बमोजिम २०७९ आषाढ मसान्त सम्मको सञ्चित मुनाफाबाट चुक्ता पुँजिको १०.५२६ प्रतिशत नगद लाभांश (कर सहित) वितरणको प्रस्ताव स्वीकृत गर्ने सम्बन्धमा।

ख) विविध :

साधारण सभाको सन्दर्भमा शेयरधनी दर्ता किताब बन्द रहने सूचना :

मिति २०७९।०८।१६ गते यस कम्पनीको दाखिला खारेज दर्ता बन्द (Book Close) रहने छ। नेपाल स्टक एक्सचेञ्ज लिमिटेडमा मिति २०७९।०८।१५ गते सम्म कारोवार भई प्रचलित कानून बमोजिम शेयर नामसारी भई कायम शेयरधनीहरूले मात्र सभामा भाग लिनु, मतदान गर्न सक्नेछन्।

साधारण सभामा सम्बन्धी सामान्य जानकारी

- १) साधारण सभामा भाग लिन आउने शेयरधनी महानुभावहरूले आफ्नो शेयर प्रमाणपत्र वा आफ्नो परिचय खुल्ने कुनै प्रमाणपत्र अनिवार्य लिई आउनु पर्नेछ । संगठित संस्थाबाट प्रतिनिधित्व गर्ने भएमा संगठित संस्थाको आधिकारिक पत्र पेश गरनुपर्नेछ ।
- २) सभामा भाग लिन इच्छुक शेयरधनी महानुभावहरूलाई सभा हुने दिन शेयर प्रमाणपत्रमा उल्लेखित परिचय पत्र नम्बर/हितग्राही (DMAT) खाता खोलिएको प्रमाण सहित साथमा लिई आउनुहुन अनुरोध गरिन्छ ।
- ३) शेयरधनी महानुभावहरूको ठेगानामा हुलाक /कूरियरबाट पठाईने १३ औं वार्षिक साधारण सभाको प्रतिवेदन पठाइएको छ ।
- ४) साधारण सभामा भाग लिनको लागि प्रतिनिधि (प्रोक्सी) नियुक्त गर्न चाहने शेयरधनीहरूले प्रोक्सी फारम कम्पनीको केन्द्रिय कार्यालय, पोखरा-१७ कास्कीमा साधारण सभा हुनु भन्दा कम्तीमा ४८ घण्टा अगावै दर्ता गरिसक्नु पर्नेछ । सभामा भाग लिनका लागि प्रतिनिधि नियुक्त गरिसकेपछि उक्त प्रतिनिधि लाई बदर गरी अर्को मूकर्र गर्ने भएमा सोको लिखित सूचना सोही अवधिभित्र संस्थाको केन्द्रिय कार्यालयमा दर्ता गरिसक्नुपर्ने छ । यसरी प्रतिनिधि (प्रोक्सी) नियुक्ती गरिएको व्यक्ति समेत संस्थाको शेयरधनी हुनुपर्नेछ ।
- ५) प्रतिनिधि नियुक्ती गरिसक्नुभएको शेयरधनी आफै सभामा उपस्थित भई हाजिरी पुस्तिकामा दस्तखत गर्नुभएमा प्रोक्सी दिई सकेको भएपनि त्यस्तो प्रोक्सी स्वतः बदर हुनेछ ।
- ६) नावालक शेयर धनीहरू ज्यू का तर्फबाट संस्थाको शेयर लागत किताबमा संरक्षकको रुपमा नाम दर्ता भएको व्यक्तिले सभामा भाग लिन वा प्रतिनिधि तोक्न पाउनेछन् ।
- ७) शेयरधनी महानुभावहरूको सुविधाको लागि हाजिरी पुस्तिका सभा हुने दिनको १०:०० बजे देखि खुल्ला रहनेछ
- ८) वार्षिक साधारणसभा सम्बन्धि थप जानकारी आवश्यक परेमा कार्यालय समय भित्र कम्पनीको केन्द्रिय कार्यालय १७ पोखरा कास्कीमा सम्पर्क राख्न अनुरोध गरिन्छ । थप जानकारीको लागि यस कम्पनीको Website www.idimardihydro.com.np बाट प्राप्त गर्न सक्नुहुनेछ ।

संचालक समितिको आज्ञाले ।
कम्पनी सचिव

कम्पनीको परिचय

युनाइटेड इदी मर्दी एण्ड आर.वि.हाइड्रोपावर लिमिटेड नेपालमा जलविद्युत उत्पादन तथा विवरण गर्ने उद्देश्यले वि.स.२०६६ फाल्गुन ११ गते प्राइभेट लिमिटेड कम्पनीका रूपमा स्थापना भएको हो । वि.स.२०७५ साल बैशाख ०४ गते यसलाई पब्लिक लिमिटेड कम्पनीमा परिणत गरिएको छ । नेपालमा प्रचुर सम्भावना रहेको जलविद्युत क्षेत्रमा एक अग्रणी कम्पनीको रूपमा आफूलाई स्थापित गर्ने उद्देश्य यस कम्पनीले लिएको छ ।

नेपालमा जल उर्जा एवं अन्य वैकल्पिक उर्जा उत्पादनको प्रचुर सम्भावना रहेको छ । प्रकृति प्रदत्त स्रोतको सदुपयोग गरी देशमा औद्योगिक विकासका लागि पूर्वाधारको रूपमा चाहिने उर्जा उत्पादन, ट्रान्समिसन तथा वितरण गर्ने उद्देश्यले वि.स. २०६६ सालमा यस युनाइटेड इदी मर्दी एण्ड आर.वि.हाइड्रोपावर प्राइभेट लिमिटेडको स्थापना भएको हो । जलविद्युत आयोजनामा स्थानीय प्रभावित र सर्वसाधारण लगानीकर्ता पनि सहभागी हुन सक्नु भनेर स्थानिय र सर्वसाधारणका लागि शेयर निष्कासन गरी उक्त शेयरहरु नेपाल स्टक एक्सचेन्ज लिमिटेडमा सूचिकृत भएको छ । यस कम्पनीले कास्की जिल्ला माछापुच्छ्रे गाउँपालीकामा ७ मे.वा. क्षमताको माथिल्लो मर्दी खोला साना जलविद्युत आयोजनाको सम्पूर्ण निर्माण कार्य सम्पन्न गरी मिति २०७६।०६।२० गते देखी ब्यापारीक उत्पादन गरीरहेको छ । यस कम्पनीमा दक्ष कामदारहरु एवं प्राविधिकहरु रहेका छन् । कम्पनीले यस माथिल्लो मर्दी खोला जलविद्युत आयोजना संचालन गरी बढी भन्दा बढी प्रतिफल दिने योजनाका साथ कार्य गरिरहेको छ ।

कम्पनी स्थापना भएको मिति	: २०६६।११।१७
पब्लिक लिमिटेडमा परिणत	: २०७५।०१।०४
कम्पनीको दर्ता नं.	: १८७९२९।०७४।७५
उद्योग दर्ता नं.	: २९४०/५६/०७२/०७३
स्थायी लेखा नं.	: ३०४०१९९५३
स्थानीय बासिन्दालाई शेयर बाँडफाँड	: २०७७।०७।१७
सर्वसाधारणलाई शेयर बाँडफाँड	: २०७७।०८।१४
शेयर नेपाल स्टक एक्सचेन्जमा सूचीकृत मिति	: २०७७।०९।०३
बजारमा शेयर खरिद बिक्री सुरु भएको मिति	: २०७७।०९।०५



माथिल्लो मर्दी खोला जलविद्युत आयोजना (७ मे.वा)

सञ्चालक समितिको तर्फबाट अध्यक्षज्यूको मन्तव्य

आदरणीय शेयरधनी महानुभावहरु !

युनाईटेड इदी मर्दी एण्ड आर.वि.हाइड्रोपावर लिमिटेडको १३ औं साधारण सभामा उपस्थित हुनु भएका सम्पूर्ण शेयरधनी महानुभावहरु, आमन्त्रित अतिथि महानुभावहरु, प्रतिनिधि महानुभावहरु तथा यस कम्पनीका सल्लाहकार लगायत कर्मचारी साथीहरुमा यस कम्पनीका सञ्चालक समिति तथा मेरो व्यक्तिगत तर्फबाट समेत यहाँहरुलाई हार्दिक स्वागत अभिवादन व्यक्त गर्न चाहन्छु ।

यस कम्पनीको १३ औं वार्षिक साधारण सभामा यसरी उपस्थित भएर यस कम्पनीको वार्षिक प्रतिवेदन साथै भावी योजनाहरु समेत प्रस्तुत गर्न पाउँदा मलाई अत्यन्तै खुशी लागेको छ ।

नेपालमा जलविद्युत क्षेत्रमा प्रचुर सम्भावनालाई मनन गरी नेपाली साना लगानीकर्ताहरुलाई एकत्रित गर्दै देशमा जलविद्युत को माग परिपूर्ति गर्न सहयोग गर्ने उद्देश्यले वि.सं.२०६६ फागुन १७ गते यस युनाईटेड इदी मर्दी एण्ड आर.वि.हाइड्रोपावर प्राइभेट लिमिटेडको स्थापना भएको यहाँहरुलाई अवगत नै छ । तत् पश्चात स्थानीय तथा सर्वसाधारण जनताहरु लाई सहभागी कम्पनी प्रति उत्तरदायी एवं जिम्मेवार बनाउने उद्देश्यले यस प्रा.लि. लाई २०७५ वैशाख ०४ युनाईटेड इदी मर्दी एण्ड आर.वि.हाइड्रोपावर लिमिटेड मा परिणत गरिएको हो । यस आयोजनाको नेपाल विद्युत प्राधिकरण सँग विद्युत खरीद बिक्री सम्झौता सम्पन्न गरि विद्युत विकास विभाग बाट विद्युत उत्पादन अनुमति पत्र लिई निर्माण कार्य संचालन गरी मिति २०७६।०६।२० गते निर्माण कार्य सम्पन्न गरी व्यापारिक उत्पादन गरिरहेको छ । यस कम्पनीले उत्पादन गरेको विजुली ने.वि.प्रा.केन्द्रिय प्रसारणमा जोडी, विद्युत बिक्री गरिरहेको कुरा आदरणीय शेयरधनी महानुभावहरुलाई अवगत गराउन चाहन्छु । साथै यस कम्पनीको शेयर मिति २०७७।०९।०३ मा पहिलो पटक नेपाल स्टक एक्सचेन्ज लिमिटेडमा सुचिकृत भई मिति २०७७।०९।०५ गते बाट बजारमा शेयर खरिद बिक्रीको कारोबार भएको पनि आदरणीय शेयरधनी महानुभावहरुलाई अवगत गराउन चाहन्छु ।

आदरणीय शेयरधनी महानुभावहरु !

कम्पनीको संस्थागत हित र भलाईका लागि सम्पूर्ण शेयरधनी महानुभावहरुबाट प्राप्त हुने रचनात्मक सल्लाह र सुझावलाई सदैव कम्पनी र सञ्चालक समितिको मार्ग दर्शन सुझावका रुपमा लिई अगाडि बढ्ने प्रतिबद्धता व्यक्त गर्दछु । आ.व. २०७८।७९ को कम्पनीको वासलात, नाफा नोक्सान हिसाब, नगद प्रवाह विवरण लगायत लेखा परीक्षक बाट पेश गरेको प्रतिवेदन शेयरधनी महानुभावहरु लाई पहिले नै उपलब्ध गराई सकेकोले अनुमोदनका लागि सञ्चालक समितिको तर्फबाट प्रस्तुत गर्न चाहन्छु । यसबाट आयोजना बाट विद्युत उत्पादन भएको तेस्रो वर्षमानै पहिलो पटक नगद लाभांश वितरण गर्ने प्रस्ताव पेश गरन पाउदा मलाई ज्यादै नै खुशी लागेको छ । साथै सञ्चालक समितिबाट सिफारिस भए बमोजिम २०७९ आषाढ मसान्त सम्मको सञ्चित मुनाफाबाट चुक्ता पुँजिको १०.५२६ प्रतिशत नगद लाभांश (कर सहित) वितरणको प्रस्ताव स्वीकृत गर्नेको लागी यस वार्षिक साधारण सभामा पेश गरेको छु ।

अन्त्यमा,

कम्पनीलाई आजको यस अवस्थासम्म ल्याई पुर्याउन सहयोग गर्नुहुने शेयरधनी महानुभावहरु, नेपाल सरकार, उर्जा मन्त्रालय, वन मन्त्रालय, विद्युत विकास विभाग, विद्युत प्राधिकरण, विद्युत नियमन आयोग, नेपाल धितोपत्र बोर्ड, नेपाल स्टक एक्सचेन्ज लिमिटेड, सिडिएस क्लियरिङ लिमिटेड, वित्तीय सहयोग गर्ने बैंक, वित्तीय तथा प्राविधिक परामर्शदाता, निर्माणको डिजाईनर तथा सुपरिवेक्षण गरिदिने परामर्शदाता, कानूनी सल्लाहकार, लेखा परिक्षक, जिल्ला प्रशासन, जिल्ला

प्रहरी कार्यालय, सशस्त्र प्रहरी बल, संरचना निर्माणकर्ता, तथा निर्माणमा सहयोग पुर्याउनु हुने स्थानीय बासिन्दा, राजनैतिक दल, यस कम्पनीको काममा अहोरात्र मिहिनेत गर्नुहुने सम्पूर्ण कर्मचारीहरुको कर्तव्य निष्ठता, लगनशीलता, इमानदारीता, एवं निरन्तर रूपमा गरेको अथक परिश्रमको सराहना गर्दै हार्दिक धन्यवाद दिन चाहन्छु । यस सभामा यहाँहरुको उपस्थिति बाट कम्पनीले पाउने सल्लाह, सुझाव सहयोग र सद्भावले भावी योजना र लक्ष्य प्राप्तमा अमूल्य योगदान पुग्नेछ भन्ने हामी सबैले विश्वास लिदै यहाँहरुको अमूल्य समयको लागि आभार व्यक्त गर्दछु र आगामी दिनमा पनि यहाँहरुको सहयोगको अपेक्षा राख्दछु । आफ्नो कार्य व्यस्तताका बावजुत पनि यस सभामा उपस्थित भई आफ्ना जिज्ञासा तथा सुझावहरु मार्फत कम्पनीको हौसला बढाई दिनु भएकोमा शेरधनी महानुभावहरु तथा अतिथि महानुभावहरुलाई म लगायत सञ्चालक समितिका तर्फबाट पुनः विशेष धन्यवाद दिन चाहन्छु ।

धन्यवाद ।

प्रकाश के.सी
अध्यक्ष
(सञ्चालक समितिको तर्फबाट)

आर्थिक वर्ष २०७८।०७९

कम्पनी ऐन २०६३ को दफा १०९ उपदफा (४)
बमोजिम सञ्चालक समितिको प्रतिवेदन**आदरणीय शेयरधनी महानुभावहरु !**

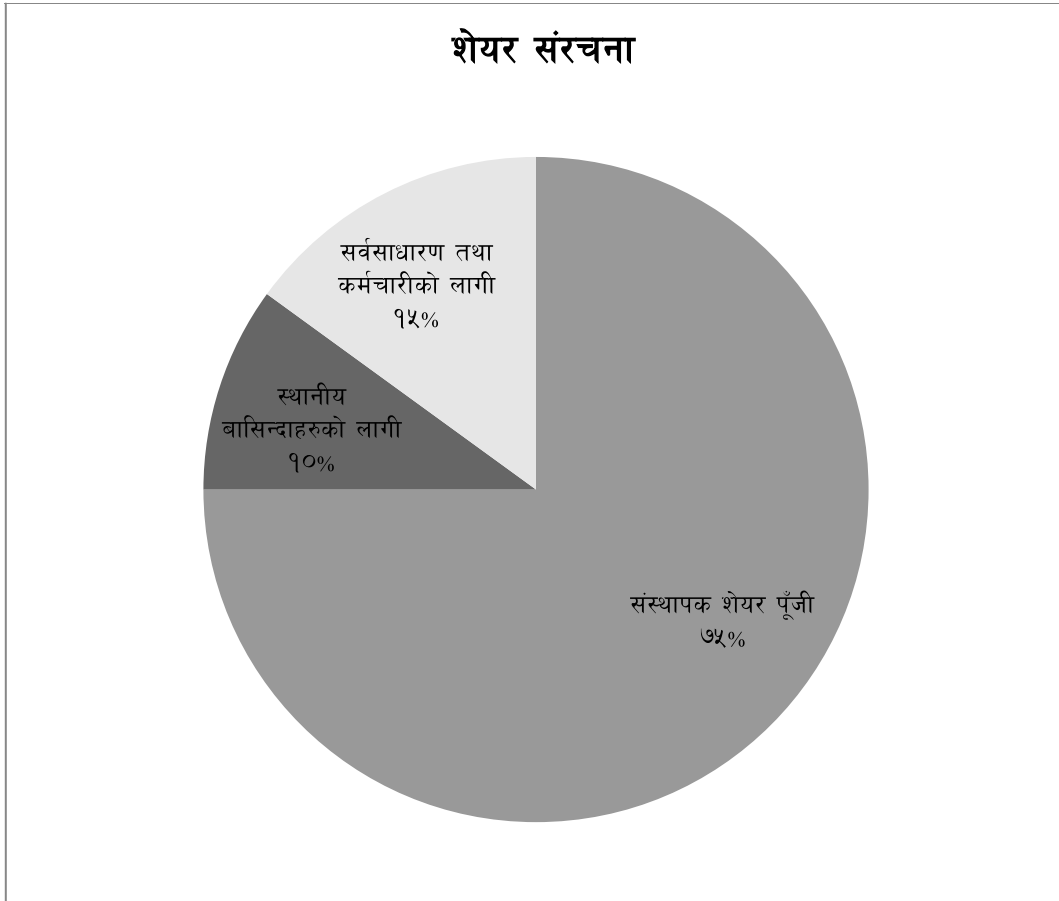
कम्पनीको यस वार्षिक साधारण सभामा सञ्चालक समितिको प्रतिवेदन प्रस्तुत गर्न पाउँदा हामीलाई अत्यन्तै खुसी लागिरहेको छ ।

युनाईटेड इदी मर्दी एण्ड आर.वि.हाईड्रोपावर लिमिटेड वि.स.२०६६ फागुन १७ गते कम्पनी रजिष्ट्रारको कार्यालयमा दर्ता भई वि.स.२०७५ साल बैशाख ०४ गते पब्लिक लिमिटेड कम्पनीमा परिणत भई जलविद्युत सम्बन्धि व्यवसाय गरिरहेको कम्पनी हो । कम्पनीको हालको अधिकृत पूँजी रु.६०,००,००,०००। (अक्षरेपी साठ्ठी करोड मात्र) र जारी पूँजी रु ४२,००,००,०००। (अक्षरेपी बयालीस करोड मात्र) र चुक्तापूँजी रु ४२,००,००,०००। (अक्षरेपी बयालीस करोड मात्र) रहेको छ । कम्पनीको चुक्तापूँजी मध्ये २५ प्रतिशतले हुनआउने रु ३१,५०,००,०००। (अक्षरेपी एकतीस करोड पचास लाख मात्र) संस्थापक शेयरधनी वाट, १० प्रतिशतले हुन आउने रु ४,२०,००,०००। (अक्षरेपी चार करोड बिस लाख मात्र) स्थानीय जनता र १५ प्रतिशतले हुन आउने रु ६,३०,००,०००। (अक्षरेपी छ करोड तिस लाख मात्र) सर्वसवधारण (सामुहिक लगानी कोष तथा कर्मचारीहरु) मा निष्काशन तथा बाँडफाँड गर्ने व्यवस्था रहे बमोजिम निष्कासन तथा बाडफाँड गरिएको छ । सो साधारण शेयर वाट उठेको जम्मा रु १०,५०,००,०००। (अक्षरेपी दश करोड पचास लाख मात्र) रकमले बैंकको कर्जा भूक्तानी गरेको छ ।

यस कम्पनीले आफ्नो लगानी तथा बैंक ऋणबाट गण्डकी अञ्चल कास्की जिल्लामा बहने मर्दी खोलाको पानी उपयोग गरि ७ मे.वा.क्षमताको माथिल्लो मर्दि खोला जलविद्युत आयोजना निर्माण सम्पन्न गरी वि.स. २०७६ असोज २० गते देखि राष्ट्रिय ग्रिडमा विद्युत प्रवाह गरी व्यापारिक उत्पादन गरिरहेको छ । यस आयोजनाको लागत रु.१,४२,०६,७१,४८३ । (अक्षरेपी एक अर्ब बयालीस करोड छ लाख एकहत्तर हजार चार सय त्रियासी मात्र) लगानी रहेको छ । विद्युत खरिद विक्री सम्भौता सम्पन्न हुँदा यस माथिल्लो मर्दिखोला जलविद्युत आयोजनाको कनेक्सन ने.वि.प्रा.को बसकोट हेम्जा (लाहाचोक) ३३/१२३ के.भी. Substation मा कनेक्सन गर्ने सम्भौता रहेको थियो । तर उक्त Substation हाल सम्म पनि निर्माण सम्पन्न नभएको हुदाँ हालको लागी बैकल्पीक रुपमा मर्दि खोला साना जलविद्युत आयोजनाको Switchyard मा लगी कनेक्सन गरी यस आयोजना बाट उत्पादन भएको विद्युत ३३ के.भी.ट्रान्समिशन लाईनबाट राष्ट्रिय ग्रिडमा प्रवाह गरिरहेका छौ । यो लाइनमा बारम्बार ट्रीप हुने तथा फल्ट आउने भएकाले कम्पनीले लक्ष्य अनुसार विद्युत प्रवाह गर्न सकेको छैन । बसकोट हेम्जा ३३/१३२ के.भी. Substation को निर्माण सम्पन्न भए पश्चात यस आयोजना पूर्ण क्षमतामा संचालन भई यस कम्पनीको आयमा वृद्धि हुनेछ ।

युनाइटेड इदी मर्दी एण्ड आर.वि. हाइड्रोपावर लिमिटेडको शेयर संरचना

अधिकृत शेयर पूँजी	रु. ६०,००,००,०००।
जारी शेयर पूँजी	रु ४२,००,००,०००।
चुक्ता शेयर पूँजी	रु ४२,००,००,०००।
संस्थापक शेयर पूँजी	रु ३१,५०,००,०००।
स्थानीय बासिन्दाहरुको लागी	रु ४,२०,००,०००।
सर्वसाधारण तथा कर्मचारीको लागी	रु ६,३०,००,०००।



कम्पनीको योजना एवं कार्यक्रम

कम्पनी ऐन २०६३ को दफा १०९ को उपदफा (४) बमोजिम संचालक समितिको प्रतिवेदन :

समिक्षा अवधि र चालु आ.व. को यथास्थिति बारेमा सम्पूर्ण शेयरधनी महानुभावहरुको जानकारीको लागि कम्पनी ऐन, २०६३ ले निर्दिष्ट गरे अनुरूपका देहाय बमोजिम विवरण पेश गरिएको छ ।

(क) विगत वर्षको कारोबारको सिंहावलोकन :

यस युनाइटेड इदी मर्दी एण्ड आर. बि. हाइड्रोपावर लिमिटेड वाट प्रबर्द्धन गरिएको कास्की जिल्ला माछापुच्छ्रे गाउँपालिका वडा नं. ९ मा संचालीत ७ मे.वा. क्षमताको माथिल्लो मर्दी खोला जलविद्युत आयोजनाले मिति २०७६।०६।२० गते वाट विद्युत उत्पादन गरी उत्पादीत विद्युत ऊर्जालाई अधिकतम रुपमा नेपाल विद्युत प्राधिकरणलाई बिक्रि गरी सफलता पूर्वक आयोजना संचालन भई रहेको छ ।

शेयरधनी महानुभावहरुको जानकारीको लागि कम्पनीको विभिन्न आ.व. का प्रमुख आर्थिक तथा वित्तीय सुचकाङ्कहरु यहाँ प्रस्तुत गरिएको छ ।

आम्दानी र खर्चहरु

युनाइटेड इदी मर्दी एण्ड आर. बि. हाइड्रोपावर लिमिटेड

नाफा नोक्सान

विवरण	आ. व. २०७८/७९	आ. व. २०७७/७८	आ. व. २०७६/७७
आम्दानी			
विद्युत बिक्रीवाट भएको आम्दानी	१८,६६,३९,९२६.६९	१३४,५११,०३१.२७	१०५,४७६,०१६.६८
खर्च शीर्षक			
आयोजना संचालन खर्च	(९९,८४,१०६.७५)	(६,८१४,१३७.०८)	(९,५४४,००५.१८)
प्रशासनिक खर्च	(२,३३८९,२६४.६४)	(२१,३१२,९०१.४४)	(८,७८०,९८७.६२)
ढास कट्टि	(१,५२८५,२१०.२४)	(१५,७८५,६८१.०४)	(३६,४२५,९२२.१३)
संचालन नाफा /नोक्सान	१३,७९,८१,३४५.१०	९०,५९८,३११.७१	५०,७२५,१०१.७५
वित्तीय आम्दानी	-	-	-
अन्य आम्दानी	-	३६,११५,०००.००	२,६७०,०५५.७१
संचालन क्रियाकलाप पछिको नाफा वा नोक्सान	१३,७९,८१,३४५.१०	१२६,७१३,३११.७१	५३,३९५,१५७.४६
वित्तीय खर्च	(८,५३,२३,५२७.८६)	(८०,७२४,१०३.३७)	(९,४,८०४,७७५.७१)
कर्मचारी बोनस र कर अधिको नाफा वा नोक्सानी	५,२६,५७,८१७.२०	४५,९८९,२०८.३४	(४१,४०९,६१८.२५)
कर्मचारी बोनस	(१०,५३,१५६.३४)	-	-
कर अधिको नाफा वा नोक्सानी	५,१६,०४,६६०.८६	४५,९८९,२०८.३४	(४१,४०९,६१८.२५)
घटाउने : आय कर	-	-	-
यस वर्षको कर	-	-	-
डेफर आयकर	-	-	-
कर पछिको नाफा वा नोक्सानी	५,१६,०४,६६०.८६	४५,९८९,२०८.३४	(४१,४०९,६१८.२५)

आ.व. २०७७।०७८ को तुलनामा आ.व. २०७८।०७९ मा कम्पनीले खुद मुनाफामा करिब १२.४१ प्रतिशतले वृद्धि हासिल गर्न सफल भएको छ ।

(ख) राष्ट्रिय तथा अन्तराष्ट्रिय परिस्थितिबाट कम्पनीको कारोबारलाई परेको असर :

राष्ट्रिय तथा अन्तराष्ट्रिय आर्थिक तथा वित्तीय क्षेत्रमा देखापर्ने विभिन्न प्रतिकूलताहरु जस्तै मुद्रास्फूर्ति, विदेशी मुद्रामा हुने वृद्धि, अन्तराष्ट्रिय मूल्यस्तरमा वृद्धि आदिका कारण आयोजना संचालन तथा मर्मत सम्भारको लागी आवश्यक पर्ने विभिन्न यन्त्र उपकरण लगायत निर्माण सामग्रीहरुको मूल्य बढेका कारण आयोजनाको खर्च बढन गएको, यस्तै बैंक तथा वित्तीय संस्थाहरुको व्याजदरमा पनि बढ्न गएका कारण विगतको आर्थिक वर्षहरुमा कम्पनीको लक्ष्य अनुसारको नाफा आर्जन गर्न नसकिएता पनि चालू आर्थिक वर्षबाट बैंकको व्याजदरमा कमी आएको हुदाँ कम्पनीको खर्चलाई नियन्त्रणमा राख्न सकिएको छ । त्यसै गरी कम्पनीले विद्युत प्रसारण गर्ने ने.वि.प्रा.को. लाहाचोक लेखनाथ १३२ के.भी. प्रसारण लाइन तथा बासकोट हेम्जा (लाहाचोक) सब-स्टेशन समयमै निर्माण सम्पन्न हुन नसक्दा कम्पनीले वर्षायामको ३० देखी ४० प्रतिशत सम्म विद्युत खेर गर्दैरहेको छ जसका कारण कम्पनीले लक्ष्य अनुसारको आम्दानी प्राप्त गर्न नसकि कम्पनीको वित्तीय अवस्थामा असर पुऱ्याईरहेको छ । उक्त प्रसारण लाईन यसै आर्थिक वर्षमा सम्पन्न गराउनको लागी कम्पनीले पनि आफ्नो क्षमताले भ्याएसम्मका उपायहरु अवलम्बन गरेर कार्य गरिरहेको हुँदा चालु आ.व. को अन्त्यसम्म मै निर्माण कार्य सम्पन्न हुनेमा कम्पनी आशावादि रहेको छ । तत्पश्चात कम्पनीले उत्पादन गरेको विद्युत पूर्ण रुपले बिक्रि गरि आम्दानी वृद्धि हुने प्रक्षेपण गरेका छौं ।

(ग) प्रतिवेदन तयार भएको मितिसम्म चालु आ.व. को उपलब्धी र भविष्यमा गर्नुपर्ने कुराको सम्बन्धमा संचालक समितिको धारणा

यस युनाइटेड इदी मर्दी एण्ड आर.वि.हाइड्रोपावर लिमिटेड बाट प्रवर्द्धन गरिएको कास्की जिल्ला माछापुच्छ्रे गाउँपालीका वडा नं. ९ मा संचालीत ७ मे.वा. क्षमताको माथिल्लो मर्दी खोला जलविद्युत आयोजनाले आ.व २०७९/८० को पहिलो त्रैमासीक आशिवन २०७९ मसान्तसम्म उत्पादीत विद्युत १,२४,८९,२७०। किलोवाट आवर युनिट बिक्री गर्न सफल भई हालसम्म रु ६,१७,१४,१२९।०८। आम्दानी गरेको छ । पहिलो त्रैमासीको अन्त्य सम्म कम्पनीले रु २ करोड ३५ लाख मुनाफा आर्जन गरेको छ जुन अघिल्लो साल रु ३ करोड १९ लाख रहेको थियो । विद्युत बिक्रमा वृद्धि भएतापनी मुनाफामा गिरावट आउनुको प्रमुख कारण बढेको बैंकको व्याजदर रहेको छ । विद्युत खरिद बिक्री सम्भौता सम्पन्न हुँदा यस माथिल्लो मर्दीखोला जलविद्युत आयोजनाको कनेक्सन ने.वि.प्रा.को बसकोट हेम्जा (लाहाचोक) ३३/१२३ के.भी. Substation मा कनेक्सन गर्ने सम्भौता रहेको थियो । तर उक्त Substation को निर्माण सम्पन्न नभएको हुदाँ बैकल्पिक रुपमा मर्दी खोला साना जलविद्युत आयोजनाको Switchyard मा लगी कनेक्सन गरी यस आयोजना बाट उत्पादन भएको विद्युत ३३ के.भी.ट्रान्समिशन लाईनबाट राष्ट्रिय ग्रिडमा प्रवाह गरिरहेका छौं । यो लाइनमा बारम्बार ट्रीप हुने तथा फल्ट आउने भएकाले कम्पनीले लक्ष्य अनुसार विद्युत प्रवाह गर्न सकेको छैन । तर हाल सो ने.वि.प्रा.को बसकोट हेम्जा (लाहाचोक) ३३/१२३ के.भी. Substation को निर्माण कार्य सम्पन्न भएको हुदाँ अब यस आयोजनाको विद्युत गृह देखी ने.वि.प्रा.को लाहाचोक Substation सम्म Transmission Line निर्माण गरि यस आयोजना बाट उत्पादन भएको विद्युत ३३ के.भी.ट्रान्समिशन लाईनबाट राष्ट्रिय ग्रिडमा (लाहाचोक Substation) प्रवाह गर्ने तथा यस आयोजना पूर्ण क्षमतामा संचालन गर्ने लक्ष्यका साथ आवश्यक काम कारवाही अगाडी बढीरहेको जानकारी गर्दछु ।

(घ) कम्पनीको औद्योगिक वा व्यवसायीक सम्बन्ध :

यस कम्पनीले आफ्नो व्यवसायीक उद्देश्य प्राप्तीका लागी नेपाल सरकार,उर्जा मन्त्रालय, वन मन्त्रालय, विद्युत विकास विभाग,विद्युत प्राधिकरण, विद्युत नियमन आयोग, उद्योग विभाग, आन्तरीक राजश्व विभाग, कम्पनी रजिष्ट्रारको कार्यालय, नेपाल धितोपत्र बोर्ड, श्री नेपाल स्टक एक्सचेन्ज लिमिटेड, श्री सिडिएस क्लिलरिङ्ग लिमिटेड, वित्तिय सहयोग गर्ने बैंकहरु, वित्तिय तथा प्राविधिक परामर्शदाता, निर्माणको डिजाईनर तथा सुपरिवेक्षण गरिदिने परामर्शदाता, कानूनी सल्लाहकार, लेखा परिक्षक, जिल्ला प्रशासन, जिल्ला प्रहरी कार्यालय, सशस्त्र प्रहरी बल, संरचना निर्माणकर्ता, इन्सोरेन्स कम्पनी का साथै आयोजना स्थल क्षेत्रका स्थानीय निकायहरु सँगको सम्बन्ध अत्यन्त सौहार्दपूर्ण एवं सुमधुर रहेको छ ।

(ड) सञ्चालक समितिमा भएको हेरफेर र सोको विवरण :

यस सञ्चाल समितिमा कुनै पनि प्रकारको हेरफेर नभएको ।

(च) कारोबारलाई असर गर्ने मुख्य कुराहरु :

- (अ) बढ्दो बैंकको ब्याजदरले कम्पनीको मुनाफामा प्रत्यक्ष असर पारेको ।
- (आ) देशको आर्थिक एवं राजनितिक वातावरणले पनि कम्पनीको व्यवसायलाई असर पुऱ्याइरहेको हुन्छ । त्यस्तै नेपाल भर्खर भर्खर संघियतामा गएकोले स्थानीय एवं प्रदेशिक रुपमा हुने कानुनको तर्जुमा एवं त्यसको कार्यान्वयनका कारण पनि जलविद्युत आयोजना संचालन एवं निर्माणमा असर पुऱ्याइरहेको हुन्छ ।
- (इ) भूकम्प, बाढी पहिरो जस्ता प्राकृतिक प्रकोपहरुले जलविद्युत आयोजनाका कार्यहरुलाई प्रत्यक्ष वा अप्रत्यक्ष असर पुऱ्याई रहेको हुन्छ ।

(छ) लेखापरीक्षण प्रतिवेदमा कुनै कैफियत उल्लेख भएको भए सो उपर सञ्चालक समितिको प्रतिक्रिया :

लेखापरीक्षण प्रतिवेदन सहित आ.व. २०७८/०७९ को आर्थिक विवरणहरु यहाँहरुलाई उपलब्ध गराइएको छ । लेखापरीक्षण प्रतिवेदनमा देखीएका सामान्य कैफियत एवं प्रतिक्रियालाई आवश्यक सुधारको लागि आवश्यक कदम चालिएको छ ।

(ज) लाभांश बाँडफाड गर्न सिफारिस भएको रकम :

यस कम्पनीको सञ्चालक समितिबाट सिफारिस भए बमोजिम २०७९ आषाढ मसान्त सम्मको सञ्चित मुनाफाबाट चुक्ता पुँजिको १०.५२६ प्रतिशत नगद लाभांश (कर सहित) वितरणको प्रस्ताव स्वीकृत गर्नेको लागि यस वार्षिक साधारण सभामा पेश भएको छ ।

(झ) शेयर जफत भएको भए जफत भएको शेयर संख्या, त्यस्तो शेयरको अंकित मूल्य, त्यस्तो जफत हुनभन्दा अगावै सो वापत कम्पनीले प्राप्त गरेको जम्मा रकम र त्यस्तो शेयर जफत भएपछि सो शेयर बिक्री गरी कम्पनीले प्राप्त गरेको रकम तथा जफत भएको शेयर वापत रकम फिर्ता गरेको भए सोको विवरण :

समिक्षा अवधिमा शेयर जफत भएको छैन ।

(ञ) विगत आर्थिक वर्षमा कम्पनी र यसको सहायक कम्पनीको कारोबारको प्रगति र सो आर्थिक वर्षको अन्त्यमा रहेको स्थितिको पुनःअवलोकन :

समिक्षा अवधिमा यस कम्पनीको अरु कुनै सहायक कम्पनी रहेको छैन । कम्पनीको आर्थिक अवस्थाको बारेमा यस अगाडी नै उल्लेख गरिसकिएको छ ।

(ट) कम्पनी तथा त्यसको सहायक कम्पनीले आर्थिक वर्षमा सम्पन्न गरेका प्रमुख कारोवारहरु र सो अवधिमा कम्पनीको कारोवारमा आएको कुनै महत्वपूर्ण परिवर्तन :

यस कम्पनीको अरु कुनै सहायक कम्पनी रहेको छैन । यस कम्पनीले गएका आ.व. मा भए गरेका प्रमुख कारोवारहरु कम्पनीको वासलात, नाफा/नोक्सान हिसाब खाता, कम्पनीका अन्य वित्तिय विवरणहरुबाट स्पष्ट हुन्छन ।

(ठ) विगत आर्थिक वर्षमा कम्पनीको आधारभूत शेयरधनीहरुले कम्पनीलाई उपलब्ध गराएको जानकारी :

विगत आर्थिक वर्षमा कम्पनीको आधारभूत शेयर धनीहरुले कम्पनीलाई कुनै जानकारीहरु उपलब्ध गराएका छैनन् ।

(ड) विगत आर्थिक वर्षमा कम्पनीको सञ्चालक तथा पदाधिकारीहरुले लिएको शेयरको स्वामित्वको विवरण र कम्पनीको शेयर कारोवारमा निजहरु संलग्न रहेको भए सो सम्बन्धमा निजहरुबाट कम्पनीले प्राप्त गरेको जानकारी :

आ.व. २०७८।०७९ को अन्तसम्म यस कम्पनीका सञ्चालक तथा पदाधिकारीहरुको शेयर स्वामित्व निम्न बमोजिम रहेको छ, र निज कम्पनीको शेयर कारोबारमा संलग्नता रहेको छैन ।

क्र.सं.	संचालकहरुको नाम, थार	पद	शेयर संख्या
१	प्रकाश के.सी	अध्यक्ष	१,४१,७५०। कित्ता
२	रोशन के.सी	प्रबन्ध निर्देशक	२,७६,६०२। कित्ता
३	सुनिल नारायण श्रेष्ठ	कार्यकारी सञ्चालक	२,५२,०००। कित्ता
४	किरण के.सी.	सञ्चालक	१,८९,०००। कित्ता
५	विश्व प्रकाश गौतम	सञ्चालक	५,०००। कित्ता
६	किशोरी कार्की गोदार	सञ्चालक	१००। कित्ता

(ढ) विगत आर्थिक वर्षमा कम्पनीसँग सम्बन्धित सम्भौताहरुमा कुनै संचालक तथा निजको नजिकको नातेदारहरुको व्यक्तिगत स्वार्थ बारेमा उपलब्ध गराईएको जानकारीको व्यहोरा :

त्यस प्रकारको जानकारी उपलब्ध नभएको ।

(ण) कम्पनीले आफ्नो शेयर आफैले खरिद गरेको भए त्यसरी आफ्नो शेयर खरिद गर्नु पर्नाको कारण, त्यस्तो शेयर संख्या र अंकित मूल्य तथा त्यसरी शेयर खरिद गरेवापत कम्पनीले भुक्तानी गरेको रकम :

कम्पनीले आफ्नो शेयर आफैले खरीद नगरेको ।

(त) आन्तरिक नियन्त्रण प्रणाली भए वा नभएको वा भएको भए सोको विस्तृत विवरण :

- (अ) कम्पनीले आन्तरीक नियन्त्रण प्रणाली सबल र प्रभावकारी बनाउनको लागि सञ्चालक समितिकले आवश्यक नीति तथा नियमहरु तर्जुमा गरी लागु गराउन अग्रसर रहेको छ । कम्पनीको आर्थिक प्रशासन एवं कम्पनीले लेखा प्रणालीलाई व्यवस्थित पार्नको लागि आवश्यक विनियमावली निर्माणको प्रकृत्यामा रहेको छ । आवश्यक निर्देशन सञ्चालक समितिको निर्णय बमोजिम प्राप्त गरी त्यसको कार्यान्वयन गर्ने गरिएको छ ।
- (आ) आन्तरीक लेखा प्रणाली सबल तथा प्रभावकारी बनाई राख्न कम्पनी ऐन, २०६३ को दफा १६४ बमोजिम संचालक समितिका सदस्यको संयोजकत्वमा लेखापरीक्षण समिति गठन गरी सोही समितिको निर्देशन तथा अनुगमनमा कम्पनीको लेखा प्रणाली संचालन हुदै आएको छ ।
- (इ) कम्पनीको १२ औं वार्षिक साधारणसभाको निर्णय अनुसार आ.व. २०७८।०७९ को लेखापरीक्षकमा श्री प्रमोद पन्थी एण्ड एसोसीएट का प्रमोद पन्थी बाट वार्षिक लेखापरीक्षण सम्पन्न गरिएको छ ।

(थ) विगत आर्थिक वर्षको कुल व्यवस्थापन खर्चको विवरण :

विगत आर्थिक वर्षको कुल व्यवस्थापन खर्च निम्न अनुसार रहेको छ ।

खर्च शिर्षक	आ.व. २०७८।०७९	आ.व. २०७७।०७८	आ.व. २०७६।०७७
आयोजना संचालन खर्च	रु ९९,८४,१०६.७५	रु ६,८१४,१३७.०८	रु ९,५४४,००५.१८
कार्यालय व्यवस्थापन तथा प्रशासनिक खर्च	रु २,३३८९,२६४.६४	रु २१,३१२,९०१.४४	रु ८,७८०,९८७.६२

(द) लेखापरीक्षण समितिका सदस्यहरुको नामावली, निजहरुले प्राप्त गरेको पारिश्रमिक, भत्ता तथा सुविधा, सो समितिले गरेका काम कारवाहीको विवरण र सो समितिले कुनै सुझाव दिएको भए सोको विवरण :

१) लेखापरीक्षण समितिका सदस्यहरुको नामावली :

किरण के.सी	संचालक	संयोजक
विश्व प्रकाश गौतम	संचालक	सदस्य
निरज पौड्याल	अधिकृत	सदस्य

२. लेखापरीक्षण समितिले दिएका सिफारीस तथा सुझावहरू :

(अ) लेखापरीक्षक Pramod Panthi & Associates, Chartered Accounts, वाट आ.व. २०७८।०७९ को लेखापरीक्षण सम्पन्न गरी कम्पनीको वार्षिक आर्थिक विवरणलाई स्वीकृत गरी अनुमोदनको लागि यस वार्षिक साधारणसभामा प्रस्तुत गरिएको छ ।

(आ) कम्पनीले आ.व. २०७९।८० को आर्थिक कारोबारको लेखापरीक्षण गर्नका लागि लेखापरीक्षक Pramod Panthi & Associates, chartered Accounts, लाई लेखापरीक्षक नियुक्तीको लागि सिफारीस गरिएको छ ।

(ध) संचालक, प्रबन्ध संचालक, कार्यकारी प्रमुख, कम्पनीका आधारभूत शेयरधनी वा निजको नजिकको नातेदार वा निज संलग्न रहेको फर्म, कम्पनी वा संगठित संस्थाले कम्पनीलाई कुनै रकम बुझाउन बाँकी भए सो कुरा :

यस कम्पनीको शेयरधनीहरूले आ-आफ्नो नाममा कायम रहेको शेयर वापतको सम्पूर्ण रकम चुक्ता भुक्तानी गरिसकेको र अन्य कुनै पनि पदाधिकारी, शेयरधनी वा निजको नजिकको नातेदार वा निज संलग्न रहेको फर्म, कम्पनी वा संगठित संस्थाले कम्पनीलाई कुनै पनि रकम बुझाउन बाँकी रहेको छैन ।

(न) सञ्चालक, प्रबन्ध सञ्चालक, कार्यकारी प्रमुख तथा पदाधिकारीहरूलाई भुक्तानी गरिएको पारिश्रमिक, भत्ता तथा सुविधाको रकम :

संचालक समितिको बैठक भत्ता वापत उपस्थित संचालकहरूलाई प्रति भत्ता रु ६००० उपलब्ध गराईएको छ । आर्थिक वर्ष अनुसार सञ्चालक, प्रबन्ध सञ्चालक लाई तलब भत्ता एवं चाडपर्व खर्चको भुक्तानी भएको रकमको विवरण यस प्रकार रहेको छ ।

आ.व.	बैठक भत्ता रु	पारिश्रमिक रु
२०७८।०७९	६६,०००।	५८,५०,०००।

(प) शेयरधनीले बुझिलिन बाँकी रहेको लाभांशको रकम :

कम्पनीले यस आधि लाभांश वितरण नगरेको हुदाँ कम्पनीले कुनै पनि लाभांशको रकम वितरण गर्न वा शेयरधनीले बुझिलिन बाँकी रहेको छैन ।

(फ) दफा १४१ बमोजिम सम्पत्ति खरिद गरेको रकम :

आ.व. अनुसार कम्पनीले खरिद गरेका खर्च भएर नजाने पूँजीगत सामानहरूको विवरण वार्षिक आर्थिक विवरणमा उल्लेख गरिएको छ ।

(ब) दफा १७५ बमोजिम सम्बद्ध कम्पनीबीच भएको कारोबारको विवरण :

यस कम्पनीसँग सम्बद्ध अन्य कम्पनी नभएको कारणवाट त्यस्तो कुनै कारोबारको विवरण नभएको ।

(भ) ऐन तथा प्रचलित कानून बमोजिम संचालक समितिको प्रतिवेदनमा खुलाउनु पर्ने कुरा :

संचालक समितिले आफ्नो वार्षिक प्रतिवेदनमा पारदर्शी भई खुलाउनुपर्ने विषयका सम्बन्धमा सदैव सचेत रहेको छ र आवश्यकता अनुसार विवरण हरुलाई सकेसम्म स्पष्ट पादै लगिनेछ ।

(म) अन्य,

१. यस कम्पनीले शुरुमा माथिल्लो मर्दी खोला जलविद्युत आयोजना (७ मे.वा.) निर्माणको लागि प्राइम कमर्सियल बैंक लि. सहित ३ वटा वाणिज्य बैंकहरूबाट सहवित्तियकरण ऋण सम्भौता गरी रु. १ अर्ब १३ करोड २६ लाख ७३ हजार ५ सय ९४ रूपैयाँको ऋण उपभोग गरेकोमा, हाल उक्त कर्जा रकम रु. ९७ करोड ३५ लाख ९५ हजार १ सय ७७ रूपैयाँ भुक्तानी गर्न बाँकी रहेको छ । हाल कायम भुक्तानी समय तालिका बमोजिम उपरोक्त कर्जा आगामी ९ वर्षमा चुक्ता हुनेछ ।

२. यस कम्पनीले शुरुमा माथिल्लो मर्दी खोला जलविद्युत आयोजना (७ मे.वा.) को सम्पूर्ण सम्पत्तिको लागि श्री नेको इन्सोरेन्स कम्पनी लिमिटेडबाट सम्पत्ति बीमा गरिएको छ । त्यस्तै Loss of Profit को पनि नेको इन्सोरेन्सबाट नै बीमा गरिएको छ
३. यस कम्पनीको सम्पर्क कार्यालय काठमाण्डौमा ९ जना र आयोजना स्थलमा १८ जना गरी जम्मा २७ जना कर्मचारीहरू सेवारत रहेका छन् । कम्पनीमा कार्यरत मध्ये ८ जना प्राविधिक र १९ जना अप्राविधिक कर्मचारीहरू कार्यरत रहेका छन् ।
५. कम्पनीले सम्बद्ध नियमन निकायहरू रजिष्ट्रारको कार्यालय, आन्तरीक राजश्व कार्यालय, नेपाल धितोपत्र बोर्ड, नेपाल स्टक एक्सचेन्ज लि, सिडिएससी एण्ड क्लियरिङ लि., विद्युत नियमन आयोग लगायत का निकायहरूलाई दिनु पर्ने जानकारी, सूचना तथा विवरणहरू समयमै उपलब्ध गराउने गरिएको छ ।

धन्यवाद ज्ञापन

यस कम्पनीले सञ्चालन तथा यसले प्रवर्द्धन गरेको कम्पनी मार्फत अगाडि बडाइएको आयोजनाको निर्माण तथा विकासको लागि प्रत्यक्ष अप्रत्यक्ष रूपले सहयोग पुर्याउदै आउनुभएका नेपाल सरकार, उर्जा मन्त्रालय, वन मन्त्रालय, विद्युत विकास विभाग, विद्युत प्राधिकरण, वित्तिय सहयोग गर्ने बैंकहरू, रजिष्ट्रारको कार्यालय, आन्तरीक राजश्व कार्यालय, नेपाल धितोपत्र बोर्ड, नेपाल स्टक एक्सचेन्ज लि, सिडिएससी एण्ड क्लियरिङ लि., विद्युत नियमन आयोग, वित्तिय तथा प्राविधिक परामर्शदाता, निर्माणको डिजाईनर तथा सुपरिवेक्षण गरिदिने परामर्शदाता, कानूनी सल्लाहकार, संरचना निर्माणकर्ता तथा निर्माण र सञ्चालन सम्बन्धी कार्यमा सहयोग र सद्भाव देखाउँदै आउनुभएका आयोजना वरपरका सम्पूर्ण स्थानीय बासिन्दाहरू, स्थानीय निकायका पदाधिकारीहरू, राजनैतिक दल, सरोकार समिति एवं पत्रकार मित्रहरू, यस कम्पनीको सफल कार्यान्वयन तथा सुचारु रूपले सञ्चालन गर्नका लागि प्रारम्भदेखि काममा अहोरात्र मिहिनेत गरी सहयोग पुर्याउनुहुने सम्पूर्ण कर्मचारीहरूलाई हार्दिक धन्यवाद दिन चाहन्छौं र आफ्नो कार्य व्यस्तताका बावजुत पनि यस सभामा उपस्थित भई आफ्ना जिज्ञासा तथा सुझावहरू मार्फत कम्पनीको हौसला बढाई दिनु भएकोमा शेयरधनी महानुभावहरू, तथा अतिथि महानुभावहरूलाई म लगायत सञ्चालक समितिका तर्फबाट पुनः विशेष धन्यवाद दिंदै सञ्चालक समितिद्वारा प्रस्तुत प्रतिवेदन माथि छलफल गरी अनुमोदनको लागि प्रस्तुत गर्दछु ।

Salient Features of the Project

(Upper Mardi Khola Hydropower Project 7MW)

1 Project Location

Development Region	: Western
Zone	: Gandaki
District	: Kaski
Intake Site	: Lwangghalel
Power House Site	: Lwangghalel
Geographical Co-ordinates	
Latitude	: 83 ⁰ 54'30"E to 83 ⁰ 52'03"E
Longitude	: 28 ⁰ 25'00" N to 28 ⁰ 22'16" N

2 General

Name of River	: Mardi Khola
Nearest Town	: Pokhara
Type of Scheme	: Run- of river
Gross Head	: 335 m
Net Head	: 318.58 m
Installed Capacity	: 7,000 kW
Average Annual Energy after Outage	: 35.880 GWh

3 Hydrology

Catchment Area	: 39.87 km ²
Mean Annual Discharge	: 4.792 m ³ /s
Design Discharge	: 2.60 m ³ /s
Probability of Exceedence	: 40 %
Riparian Release	: 0.069 m ³ /s
Design Flood Discharge	: 159 m ³ /s

4 Headworks

Type of Diversion Weir	: Ogee Shaped Concrete Weir
Length of Weir	: 10 m
Height of Overflow Weir	:
Weir Crest Elevation	: EL 1,650.0 m
Nos of Under sluice Gates Size	: 2 (Two)
Under sluice Gate Size	: 1.50 m x 2.50 m
Crest Level of Under sluice	: EL 1,647.5 m
Type of Intake	: Side Intake with Orifice Opening
Nos.of Intake Orifices	: 2 (two)
Size of Orifice	: 2.0 m x 1.5 m
Crest Elevation	: EL 1,649 m

5 Gravel Trap

Size of Gravel Trap (W x H)	: Gravity Flushing
Length	: 11 m
Width	: 3.50 m
Overall Depth	: 1.60 m
Particle Size to be Trapped	: 5 mm

6 Delisting Basin

Type	: Double Chambered, Gravity Flushing
No of Chamber	: 2 (Two)
Dimension (L x B x H) m	: 40 m x 3.80 m x 2.46 m
Particle Size to be Settled	: 0.2mm
Trapping Efficiency	: 90%

7 Head pond

Type	: RCC Tank
Effective Storage	: 157.80 m ³
Effective Length	: 11 m
Width	: 7.85 m
Effective Depth	: 1.85 m
Normal Water Level	: EL 1,648.896 m

8 Penstock Pipe

Type	: Surface
Length	: 3,700 m
Internal Diameter	: 1.20 m
Shell Thickness	: 6 mm to 22 mm
Nos of Anchor Blocks	: 72

9 Power House

Type	: Surface, RCC
Dimension	: 27.50 m x 16.20 m x 8. 80 m
Turbine Center Level	: EL 1,315 m

10 Tailrace Canal

Type	: Rectangular, RCC
Length	: 80 m
Size (W x H)	: 1.50 m x 1.25 m
Tailrace Water Level	: EL.1,312.40 m

11 Turbine

Type	: Pelton ,Horizontal
Number	: 2 (Two)

	Rated Output Capacity per Unit	: 3,700 kW
	Net Head	: 318.58 m
	Discharge per Unit	: 1.30 m ³ /s
	Efficiency	: 90 %
12	Governor	
	Type	: Electro – Hydraulic
	Adjustment for Speed Drop	: Between 0 to 5 %
13	Generator	
	Type	: Synchronous brushless, 3 AC
	No of Units	: 2 (Two) nos
	Rated Output Capacity per Unit	: 4,117 kVA
	Frequency	: 50 Hz
	Power factor	: 0.85
	Rated voltage	: 6.3 kV
	Frequency	: 50 H z
	Rated Speed	: 750 rpm
	Excitation System	: Brushless
	Efficiency	: 97 %
14	Transformer	
	Type	: Outdoor, Oil Immersed, ONAB
	Rated Capacity	: 4,500 KVA, Three Phase
	No of Units	: Two (2)
	Vector Group	: YNd 11
	Voltage Ratio	: 6.3 kV / 33 kV
	Efficiency	: 99 %
15	Transmission line to be constructed by Company	
	Voltage Level	: 33 kV
	Length (approx)	: 11 km
	From	: Power house
	To	: NEA Proposed Baskot S/S

Fiscal Year 2078/079

- **Auditor's Report**
- **Financial Statements**
- **Significant Accounting Policies and Notes to Accounts**

Pramod Panthi & Associates
Chartered Accountants

Mem. No. : 741		Butwal, Rupandehi, Nepal
COP. No. : 605		Email: pramodpanthi@hotmail.com
Firm Regd. No. : 508		Tel. 071-414265, 9857035046
PAN : 102849295		

Ref.No. BTL/ CA/ 2022/38

Date: 18th Nov. 2022

**INDEPENDENT AUDITORS' REPORT OF
UNITED IDI-MARDI & R.B. HYDROPOWER LIMITED
Pokhara-17, Kaski, Nepal**

Opinion on Financial statement

We have audited the financial statements of UNITED IDI-MARDI & R.B. HYDROPOWER LIMITED, which comprise the balance sheet, income and expenditure statement and cash flow statement for the period ending 32nd Ashad 2079 (Corresponding to July 16, 2022) and notes to the financial statements, including a summary of significant accounting policies.

Basis for opinion

The management of the entity has responsibility for the financial statements and all representations contained therein. Our responsibilities under those standards are further described in the Auditor's Responsibilities for the Audit on the financial statements section of our report. We conducted our audit in accordance with Nepal Standards on Auditing (NSAS). We are independent of the entity in accordance with the ICAN's Handbook of Code of Ethics for Professional Accountants together with the ethical requirements that are relevant to our audit of the financial statements, and we have fulfilled our other ethical responsibilities in accordance with these requirements and the ICAN's handbook of the code of ethics for professional accountants. We believe that the audit evidence we have obtained is sufficient, appropriate and reasonable to provide a basis for opinion.

Responsibilities of management and Those Charged with Governance for the Financial Statements;

Management is responsible for the preparation and fair presentation of the financial statements in accordance with NAS, and for such internal control as management determines is necessary to enable that preparation of financial statements that are free from material misstatement, whether due to fraud or error.

In preparing the financial statements, management is responsible for assessing the entity's ability to continue as a going concern, disclosing, as applicable matters related to going concern and using the going concern basis of accounting unless management either intends to liquidate the entity or to cease operations, or has no realistic alternative but to do so.

Those charged with governance are responsible for overseeing the entity's financial reporting process.

Auditor's Responsibilities for the Audit of the Financial Statements;

Our objectives are to obtain reasonable assurance about whether the financial statements as a whole are free from material misstatement, whether due to fraud or error, and to issue an auditor's report that includes our opinion. Reasonable assurance is a high level of assurance, but is not a guarantee that an audit conducted in accordance with NSA's will always detect a material misstatement when it exists.

Misstatements can arise from fraud or error and are considered material if, individually or in aggregate, they could reasonably expect to influence the economic decisions of users taken on the basis of these financial statements.

As a part of audit in accordance of NSA's, we exercise professional judgment and maintain professional skepticism throughout the audit. We also:

- Identify and assess the risk of material misstatement of the financial statement whether due to fraud or error, design and perform audit procedure responsive to those risks, and obtain audit evidence that is sufficient and appropriate to provide an opinion. The risk of not detecting a material misstatement resulting from fraud is appropriate to provide an opinion. The risk of not detecting an material misstatement resulting from fraud is higher than one resulting from error, as fraud may involve collusion, forgery, intentional omission, misrepresentation, or the override of internal control.




Pramod Panthi & Associates

Chartered Accountants

Mem. No. : 741
COP. No. : 605
Firm Regd. No. : 508
PAN : 102849295



Butwal, Rupandehi, Nepal
Email: pramodpanthi@hotmail.com
Tel. 071-414265, 9857035046

- Obtain an understanding of internal control relevant to the audit in order to design audit procedures that are appropriate in the circumstances, but not for the purpose of expressing an opinion on the effectiveness of internal control.
- Conclude an appropriateness of management use of going concern basis of accounting and, based in audit evidence obtained, whether a material uncertainty exists related to events or condition that may cast significant doubt on the entity's ability to continue as going concern. If we conclude that a material uncertainty exists, we are required to draw attention in our auditor's report to the related disclosures in the consolidated financial statements or, if such disclosures are inadequate, to modify our opinion. Our conclusions are based on the audit evidence obtained up to the date of our auditor's report. However, future events or conditions may cause the entity to cease to continue as going concern.
- Evaluate the appropriateness of accounting policies used and the reasonableness of accounting estimates and related disclosures made by management.
- Evaluate the overall presentation, structure, and content of financial statement including the disclosures, and whether the financial statement represents the underlying transactions and events in a manner that achieves fair presentation.
- Obtain sufficient appropriate audit evidence regarding the financial information of the entities or business activities to express an opinion on the financial statements. We remain solely responsible for our audit opinion.
- We communicate with those charges with governance regarding, among other matters, the planned scope and timing of the audit and significant audit findings, including any significant deficiencies in internal control that we identify during our audit.
- We also provide those charged with governance with a statement that we have complied with relevant ethical requirements regarding independence, and to communicate with them all relationships and other matter that may reasonably be thought to bear on our independence, and where applicable, related safeguard.

Report on Other Legal and Regulatory Requirement

- We have obtained information and explanations asked for, which, to the best knowledge and belief, were necessary for the purpose of our audit.
- The Statement of Financial position, the statement of profit & Loss account, the statement of cash flow are in agreement with the books of account maintained by the entity. However, these financial Statements have not been prepared in accordance with Nepal Financial Reporting Standard (NFRS).
- To the best of our information and according to explanation given to us and so far appeared from our examination of the books of account of the entity, we have not come across cases where board of directors or any employees of the entity have acted contrary to the provisions of law relating to the accounts, or committed any misappropriation or caused loss or damage to the entity.

Date: 2079.08.02
Place : Rupandehi, Nepal

CA. Pramod Panthi
For: Pramod Panthi & Associates
Chartered Accountant



UDIN NO: 221118CA00741o3QXq

UNITED IDI-MARDI & R.B. HYDROPOWER LIMITED
Pokhara-17, Kaski, Nepal

Statement of Financial Position

For the year period 32nd Ashad, 2079 (16th July, 2022)

(Amount in NPR)

Particulars	Notes	As on 32 Ashad 2079	As on 31 Ashad 2078
Assets:			
Non Current Assets:			
Property, Plant and Equipment	4.1	1,371,557,697.20	1,386,842,907.44
Intangible Assets	4.2		
Total Non Current Assets		1,371,557,697.20	1,386,842,907.44
Current Assets:			
Financial Assets:			
Other Current Assets	4.3	300,000.00	15,000.00
Trade and Other Receivables	4.4	103,023,178.75	41,029,782.42
Cash and Cash Equivalents	4.5	336,213.46	13,905,189.18
Current Tax Assets	4.6		
Total Current Assets		103,659,392.21	54,949,971.60
Non-Current Assets held for Sales	4.7		
Total Assets		1,475,217,089.41	1,441,792,879.04
Equity & Liabilities			
Equity			
Share Capital	4.8	420,000,000.00	420,000,000.00
Reserve and Surplus	4.9	52,360,135.94	755,475.08
Total Equity		472,360,135.94	420,755,475.08
Liabilities			
Non Current Liabilities			
Financial Liabilities			
Loans and Borrowings	4.10	973,595,177.42	994,957,176.30
Deferred Tax Liabilities	4.11		
Total Non-Current Liabilities		973,595,177.42	994,957,176.30
Current Liabilities			
Financial Liabilities			
Loans and Borrowings	4.12	25,000,000.00	4,739,745.36
Trade and Other Payables	4.13	4,261,776.15	21,340,482.35
Total Current Liabilities		29,261,776.15	26,080,227.71
Total Liabilities		1,002,856,953.57	1,021,037,404.01
Total Equity and Liabilities		1,475,217,089.41	1,441,792,879.04
Net Asset Value (NAV)		112.47	100.18

Significant Accounting Policies and Notes To the Accounts are intergral parts of Financial Statements

Niraj Poudyal
Finance Officer

Sunil Narayan Shrestha
Executive Director

Roshan K.C.
Managing Director

Prakash K.C.
Chairman

CA.Pramod Panthi
Auditor

UNITED IDI-MARDI & R.B. HYDROPOWER LIMITED
Pokhara-17, Kaski, Nepal

Statement of Profit or Loss & Other Comprehensive Income

For the period 1st Shrawan 2078 to 32nd Ashad 2079 (16th July, 2021 -16th July, 2022)

(Amount in NPR)

Particulars	Notes	As on 32 Ashad 2079	As on 31 Ashad 2078
Income:			
Revenue from Sale of Electricity	4.14	186,639,926.69	134,511,031.27
Other Income	4.15	-	36,115,000.00
Gross Income		186,639,926.69	170,626,031.27
Expenses:			
Plant Operating Expenses	4.16	9,984,106.75	6,814,137.08
Administrative Expenses	4.17	23,389,264.64	21,312,901.44
Depreciation & Amortization	4.1	15,285,210.24	15,785,681.04
Financing Costs	4.18	85,323,527.86	80,724,103.37
Total Administrative and Other Expenses		133,982,109.49	124,636,822.93
Profit/(Loss) before Staff Bonus and Tax		52,657,817.20	45,989,208.34
Staff Bonus		(1,053,156.34)	-
Profit/(Loss) before Tax		51,604,660.86	45,989,208.34
Less: Income Tax	4.11	-	-
Current Tax	4.11	-	-
Deferred Tax Income (Expenses)		-	-
Net Profit/ (Loss) for the year		51,604,660.86	45,989,208.34
Other Comprehensive Income		-	-
Other Comprehensive Income for the year net of taxation		51,604,660.86	45,989,208.34
Total Comprehensive Income for the year net of taxation			
Total Comprehensive Income attributable to		51,604,660.86	45,989,208.34
Owners of Company		51,604,660.86	45,989,208.34
Non-Controlling Interest		-	-
Earning Per share (Rs. Per Share)	4.19	Current Year	Previous Year
Basic		12.29	10.95
Diluted		12.29	10.95

Significant Accounting Policies and Notes To the Accounts are intergral parts of Financial Statements

Niraj Poudyal
Finance Officer

Sunil Narayan Shrestha
Executive Director

Roshan K.C.
Managing Director

Prakash K.C.
Chairman

CA.Pramod Panthi
Auditor

UNITED IDI-MARDI & R.B. HYDROPOWER LIMITED
Pokhara-17, Kaski, Nepal
Statement of Cash Flows

For the year ended 32nd Ashad, 2079 (16th July, 2022)

(Amount in NPR)

Particulars	As on 32 Ashad 2079	As on 31 Ashad 2078
A) Cash Flow from Operating Activities		
Profit / (Loss) before taxation	51,604,660.86	45,989,208.34
Adjustments for:		
Depreciation	15,285,210.24	15,785,681.04
Movement in Working capital		
(Increase) / Decrease in Current Assets	(62,278,396.33)	(11,536,205.70)
Increase / (Decrease) in Current Liabilities	3,181,548.44	(97,457,434.17)
Net Cash flow from Operating Activities	7,793,023.21	(47,218,750.49)
B) Cash flow from Investing Activities		
Acquisition of Property, Plant & Equipment	-	(14,448,164.62)
(Increase) / Decrease in Capital Work-In-Progress	-	-
Investment in Equity Share	-	-
Net Cash flow from Investing Activities	-	(14,448,164.62)
C) Cash flow from Financing Activities		
Proceeds from Issuance of Share Capital	-	105,000,000.00
Increase / (Decrease) in Long Term Borrowing	(21,361,998.88)	(30,832,076.20)
Net Cash flow from Financing Activities	- 21,361,998.88	74,167,923.80
Net Increase/(decrease) in Cash & Cash equivalents (A+B+C)	(13,568,975.72)	12,501,008.69
Cash & Cash equivalents at beginning of period	13,905,189.18	1,404,180.54
Cash & Cash equivalents at end of period	336,213.46	13,905,189.18

Cash & Cash Equivalents at the end of period comprises:

Cash in hand	-	-
Balances with Banks	336,213.46	13,905,189.18
Total	336,213.46	13,905,189.18

Note: (Figures in brackets represents deductions) 0.00 (0.00)

Significant Accounting Policies and Notes To the Accounts are intergral parts of Financial Statements

For and on behalf of United Idi-Mardi & R.B. Hydropower Ltd.

Niraj Poudyal	Sunil Narayan Shrestha	Roshan K.C.	Prakash K.C.	CA. Pramod Panthi
Finance Officer	Executive Director	Managing Director	Chairman	Auditor

Date :

Place : Kathmandu

UNITED IDI-MARDI & R.B. HYDROPOWER LIMITED
Pokhara-17, Kaski, Nepal

Statement of Changes in Equity
For the year ended 32nd Ashad, 2079 (16th July, 2022)

(Amount in NPR)

Particulars	Share Capital	Share Premium	Revaluation Reserve	Accumulated Profit / (Loss)	Total
Balance as at 31nd Ashad 2078 (16th July 2021)	420,000,000.00			755,475.08	420,755,475.08
Change in Accounting Policies	-	-	-	-	-
Deferred tax expenses adjusted				-	-
Restated Balance	420,000,000.00	-	-	755,475.08	420,755,475.08
Surplus on revaluation properties	-	-	-	-	-
Deficit on revaluation of Investment	-	-	-	-	-
Currency translation differences	-	-	-	-	-
Net Profit/(Loss) for the period	-	-	-	51,604,660.86	51,604,660.86
Prior Period Adjustment	-	-	-	-	-
Increment	-	-	-	-	-
Issue of Bonus Share	-	-	-	-	-
Issue of Share capital	-	-	-	-	-
Balance as at 32nd Ashad 2079 (16th July 2022)	420,000,000.00	-	-	52,360,135.94	472,360,135.94

Significant Accounting Policies and Notes To the Accounts are intergral parts of Financial Statements

For and on behalf of United Idi-Mardi & R.B. Hydropower Ltd.

Niraj Poudyal Finance Officer	Sunil Narayan Shrestha Executive Director	Roshan K.C. Managing Director	Prakash K.C. Chairman	CA. Pramod Panthi Auditor
----------------------------------	--	----------------------------------	--------------------------	------------------------------

Date :

Place : Kathmandu

UNITED IDI-MARDI & R.B. HYDROPOWER LIMITED
Pokhara-17, Kaski, Nepal

SCHEDULE 4.1

Schedule of Property, Plant & Equipment as on 32nd Ashad 2079 (16th July, 2022) As Per books

Particulars	Rate	Year	Gross Block			Depreciation			Net Block			
			Opening Balance 01-04-2078 NPR	Addition During the year NPR	Deletion during the year NPR	As on 32-03-2079 NPR	Opening 01-04-2078 NPR	Depreciation for the year NPR	Disposal Adjustment NPR	Total 32-03-2079 NPR	As at 32-03-2079 NPR	As at 31-03-2078 NPR
Project Site												
Land	1%	30 Year	23,254,940.00	-	-	23,254,940.00	810,240.87	224,446.99	-	1,034,687.86	22,220,252.14	22,444,699.13
4 Wheeler Vehicles	20%	10 Year	8,340,000.00	-	-	8,340,000.00	4,461,145.44	775,770.91	-	5,236,916.35	3,103,083.65	3,878,854.56
Computers & Printers	25%	10 Year	1,161,001.22	-	-	1,161,001.22	312,099.70	212,225.38	-	524,325.08	636,676.14	848,901.52
Project Building	1%	30 Year	539,751,599.34	-	-	539,751,599.34	18,805,845.30	5,209,457.54	-	24,015,302.84	515,736,296.50	520,945,754.04
Project Generating Assets	1%	30 Year	248,204,374.14	-	-	248,204,374.14	8,647,854.07	2,395,565.20	-	11,043,419.27	237,160,954.87	239,556,520.07
Transmission Line	1%	30 Year	28,222,109.33	-	-	28,222,109.33	983,305.32	272,388.04	-	1,255,693.36	26,966,415.97	27,238,804.01
Project Structure	0.01	30 Year	574,843,016.51	-	-	574,843,016.51	20,028,488.77	5,548,145.28	-	25,576,634.05	549,266,382.46	554,814,527.74
Project Protection Works	0.01	30 Year	11,865,000.00	-	-	11,865,000.00	39,550.00	39,418.17	-	78,968.17	11,786,081.83	11,825,450.00
Energy Meter	0.20	10 Year	1,130,365.90	-	-	1,130,365.90	150,715.45	130,620.06	-	281,335.51	849,030.39	979,650.45
Vacu Circuit Breaker	20%	10 Year	1,023,780.00	-	-	1,023,780.00	68,252.00	63,701.87	-	131,953.87	891,826.13	955,528.00
Office Site												
Computer & Office Equipment	25%	10 Year	82,490.00	-	-	82,490.00	54,880.38	6,902.41	-	61,782.78	20,707.22	27,609.62
Motorcycles	20%	10 Year	193,900.00	-	-	193,900.00	131,859.89	12,408.02	-	144,267.91	49,632.09	62,040.11
Other Assets	15%	10 Year	2,452,711.23	-	-	2,452,711.23	671,099.71	267,241.73	-	938,341.44	1,514,369.79	1,781,611.52
Leasehold Development Expenses	5%	10 Year	1,275,937.25	-	-	1,275,937.25	144,786.00	56,557.56	-	201,343.56	1,074,593.69	1,131,151.25
Tally Software	20%	10 Year	32,770.00	-	-	32,770.00	24,179.54	1,718.09	-	25,897.64	6,872.36	8,590.46
CCTV Camera	20%	10 Year	394,836.22	-	-	394,836.22	78,967.24	63,173.80	-	142,141.04	252,695.18	315,868.98
IPO Issue Software	20%	10 Year	34,182.50	-	-	34,182.50	6,836.50	5,469.20	-	12,305.70	21,876.80	27,346.00
Total			1,442,263,013.64	-	-	1,442,263,013.64	55,420,106.20	15,285,210.24	-	70,705,316.44	1,371,557,697.20	1,386,842,907.44

UNITED IDI-MARDI & R.B. HYDROPOWER LIMITED
Pokhara-17, Kaski, Nepal

Schedule Annexed to and forming part of the Financial Statements

Particulars	Notes	As on 32 Ashad 2079	As on 31 Ashad 2078
Other Current Assets	4.3		
Bank Guarantee Margin (Exim Code deposit)		300,000.00	15,000.00
Total		300,000.00	15,000.00

Particulars	Notes	As on 32 Ashad 2079	As on 31 Ashad 2078
Trade and Other Receivables	4.4		
Advance to Suppliers		3,225,674.96	3,371,152.55
Banayak Fresh House		33,516.00	49,925.00
Bishwakarma Suppliers		3,999.81	3,999.81
Chilly Bar & Trading		25,699.00	10,555.20
Civil Hydropower Pvt. Ltd.		-	745,000.00
Cubic Engineering Consultant Pvt. Ltd.		500,000.00	250,000.00
Jhyamolongma Hydropower Development Com. Pvt.Ltd		-	542,000.00
Kalam Offset Press		20,112.50	12,202.50
Kalika Fuel		40,725.00	40,725.00
K.C. Constructin Firm		850,000.00	-
K.C Construction Pvt.Ltd		600,000.00	600,000.00
Legacy Hotel (P) Ltd.		38,324.60	38,325.00
Namita Trading		24,714.00	24,714.00
Neco Insurance Ltd.		233,230.08	297,486.40
Nepal Brothers		719.64	719.64
Om Environment & Scientific Services Pvt. Ltd.		750,000.00	750,000.00
Siddhartha Trading		5,500.00	5,500.00
Nepal EX. Serviceman's Association		20,000.00	-
New Business Age Pvt. Ltd.		94.50	-
Shangrila Hotels		2,040.05	-
Harinas Traders		76,999.78	-
Deferred Revenue Expenditure(IPO)		1,930,836.00	2,574,448.00
Other Receivables		97,866,667.79	35,084,181.87
Custom Margin (E/ M Equipment)		500,536.70	500,536.70
Nepal Electricity Authority (NEA)		30,722,555.59	28,971,395.75
Other receivables		66,643,575.50	5,612,249.42
Total		103,023,178.75	41,029,782.42

UNITED IDI-MARDI & R.B. HYDROPOWER LIMITED
Pokhara-17, Kaski, Nepal

Schedule Annexed to and forming part of the Financial Statements

Particulars	Notes	As on 32 Ashad 2079	As on 31 Ashad 2078
Cash and Cash Equivalents	4.5		
Cash in Hand		-	-
Century Commercial Bank Ltd.		57,110.18	52,024.06
Global IME Bank Ltd (CA)		44,736.21	443,290.61
Machhapuchhre Bank Ltd		87,282.65	135,445.81
Prime Commercial Bank Ltd		106,926.42	13,234,270.70
Prime Commercial Bank Ltd (Escrow)		5,000.00	5,000.00
Rastriya Banijya Bank Ltd.		35,158.00	35,158.00
Total		336,213.46	13,905,189.18

Particulars	Notes	As on 32 Ashad 2079	As on 31 Ashad 2078
Share Capital	4.8		
Authorized Share Capital			
60,00,000 Equity Shares @ NPR 100/- each		600,000,000.00	600,000,000.00
Issued Share Capital			
42,00,000 Equity Shares @ NPR 100/- each		420,000,000.00	420,000,000.00
Paid up Share Capital			
42,00,000 Equity Shares @ NPR 100/- each (Previous year 42,00,000 Equity Shares @ NPR 100/- each) Less: Calls in Arrears		420,000,000.00	420,000,000.00
Total		420,000,000.00	420,000,000.00

Particulars	Notes	As on 32 Ashad 2079	As on 31 Ashad 2078
Reserve and Surplus	4.9		
Opening balance		755,475.08	(45,233,733.26)
Profit/ (Loss) during the year		51,604,660.86	45,989,208.34
Total		52,360,135.94	755,475.08

Particulars	Notes	As on 32 Ashad 2079	As on 31 Ashad 2078
Long Term Borrowings	4.10		
Century Commercial Bank Ltd		-	216,663,088.15
Global IME Bank Ltd (1st Term Loan)		211,005,089.27	216,663,088.15
Global IME Bank Ltd (2nd Term Loan)		550,223,000.00	561,631,000.00
Global IME Bank Ltd. (3rd Term Loan)		212,367,088.15	-
Total		973,595,177.42	994,957,176.30

Particulars	Notes	As on 32 Ashad 2079	As on 31 Ashad 2078
Short Term Borrowings	4.12		
Bank Overdraft Loan (Global IME Bank Ltd.)		25,000,000.00	4,739,745.36
Total		25,000,000.00	4,739,745.36

UNITED IDI-MARDI & R.B. HYDROPOWER LIMITED
Pokhara-17, Kaski, Nepal

Schedule Annexed to and forming part of the Financial Statements

Particulars	Notes	As on 32 Ashad 2079	As on 31 Ashad 2078
Trade and Other Payables	4.13		
Advance Received From Directors		-	1,518,488.75
Kiran K.C. (Payable)		-	1,518,488.75
Expenses Payables		616,178.67	12,206,428.99
Audit Fee Payable		111,500.00	111,500.00
Bishwodev Electrical		-	7,800.00
Bhanu Machinery		699.11	699.11
Binayak Fresh House		19,646.00	-
Bharat Sha Mil		2,000.00	-
Bailee International Pvt. Ltd.		27,165.20	-
Easy Support Sales & Service		3,750.00	-
Lal Rai		9,500.00	-
Harinas Traders		-	73,836.22
Himshree KC Group of PSA		-	11,707,500.00
D. Pawan Stores		21,700.00	-
Gautam Machinery		105,129.89	-
Nepal Electric Works Pvt.Ltd		1,125.00	42,577.20
Nepal Traders		191,981.47	-
Pahiran Trading House Pvt. Ltd.		32,662.00	32,662.00
Prakash Punja		31,249.24	25,052.65
Pratap Paudel		-	31,240.00
Rajdhani National Daily		-	11,707.50
Saleways Cash & Carry Pvt.Ltd		7,201.28	7,201.28
Shangrila Hotels		-	108,719.37
Shree Sidhartha Trading		5,500.00	5,500.00
Shuvakamama Stationary		8,325.00	3,390.00
Smart Tyre Zone		23,000.00	23,000.00
S. Ram Krishna Stores		10,544.43	10,543.61
Surya Binayak Motor Parts		1,000.05	1,000.05
Swift Technology		2,500.00	2,500.00
Other Company Payable		1,213,969.99	5,018,822.80
Bhagawati Hydropower Dev. Co. Pvt.Ltd. Payable		-	2,061,573.00
Office Rent Payable		-	270,000.00
Royalty of Capacity (Payable)		583,333.00	15,824.92
Royalty of Sales of Energy (Payable)		630,636.99	2,671,424.88
PF Payable		19,400.00	35,800.00
PF (Goma Karki)		1,200.00	2,400.00
PF (Khusbu Chaudhary)		1,200.00	2,400.00
PF (Niraj Poudyal)		17,000.00	31,000.00
Salary Payable		1,997,112.84	1,873,071.20
KTM Office Salary Payable		65,826.00	138,990.70
PKR Office Salary Payable		497,524.50	948,758.50
Binod Mishra		-	64,158.00
Salary Payable (Administrative Director)		81,714.00	163,416.00
Salary Payable (Managing Director)		98,589.00	197,166.00
Salary Payable (Prakash K.C.)		81,714.00	163,416.00
Salary Payable (Sunil Naryan Shrestha)		98,589.00	197,166.00
Salary Payable (Baskot Sub Station)		20,000.00	-
Staff Bonus Payable		1,053,156.34	
TDS Payable		415,114.65	687,870.61
Total		4,261,776.15	21,340,482.35

UNITED IDI-MARDI & R.B. HYDROPOWER LIMITED

Pokhara-17, Kaski, Nepal

Schedule Annexed to and forming part of the Financial Statements

Particulars	Notes	As on 32 Ashad 2079	As on 31 Ashad 2078
Administrative Expenses	4.17		
Meal by Outsider Expenses (P/L)		16,200.00	57,100.00
Registration and Renewal Expenses		25,000.00	17,600.00
Travelling Expenses		31,680.00	-
ACAP Work Expenses (P/L)		-	49,798.00
Advertisement Expenses (P/L)		9,831.00	-
AGM Expenses		123,726.00	111,589.37
AGM Notice Published Expenses (P/L)		4,068.00	12,430.00
Annual Maintenance Charges (P/L)		21,470.00	26,520.00
Annual Report Printing Expenses		47,880.00	33,000.00
Audit Fee Expenses		113,000.00	113,000.00
Bank Expenses		1,679,649.08	1,323,944.63
Baskot Substation Expenses		253,000.00	1,080,000.00
Bishwokarma Puja Expenses		-	3,320.00
Book Building Expenses (P/L)		10,000.00	-
Charges on Purchase (Spare Parts)(P/L)		5,180.19	-
Consumable Goods (P/L)		113,319.16	262,829.54
Cooper Strip Purchase Expenses (P/L)		21,357.00	-
Cotton Pipe Purchase Expenses (P/L)		-	13,051.50
Covid-19 Insurance Expenses (P/L)		-	8,420.00
Custom Duty Expenses (P/L)		17,670.00	-
Daily Metting Allowance (BOD) (P/L)		66,000.00	126,000.00
Dashain Expenses (P/L)		15,000.00	15,000.00
Door Purchase Expenses (P/L)		32,000.00	-
Electical Items Purchase Expenses (P/L)		52,628.25	-
Electrical Works Expenses (P/L)		11,000.00	-
Exchange Loss (EM L/C)		-	686,332.50
Fine & Penalty Expenses (P/L)		20,472.50	78,208.00
Financial Feasibility Report Expens (P/L)		-	113,000.00
Fuel Expenses (P/L)		238,501.05	102,290.64
Guest Entertainment Expenses (P/L)		197,366.47	-
Guest Entertainment Expenses (P/L)		-	127,797.98
Insurance Expenses- vehicles		12,339.60	-
Internet Expenses (P/L)		-	46,330.00
IPO Expenses		643,612.00	857,029.34
Labour Charge Expenses (P/L)		10,700.00	-
Land Tax Expenses (P/L)		227,573.04	-
Loading Unloading Expenses		2,000.00	-
Local Govt. Royalty Expenses (P/L)		1,500,000.00	-
Machinery & Tools Expenses (P/L)		297,532.89	130,018.59
Meeting Allowance (NEA)		-	25,000.00
Meeting Allowance (NEA)		37,500.00	-
Member Ship Rerewal Fee ExpensEs (P/L)		-	10,000.00
Membership & Annual Fee		215,000.00	-
Miscellaneous Expenses (P/L)		6,635.00	1,500.00
Office Rent Expenses (P/L)		600,000.00	600,000.00
Other Expenses (P/L)		-	1,500.00
Postage and Courier Expenses (P/L)		6,110.00	200.00
Printing & Stationary Expenses (P/L)		16,110.00	41,917.50
Public Donation Expenses (P/L)		15,000.00	-
Quarterly Report Published Expenses (P/L)		42,149.00	24,916.50
Rating Surveillance Fee Expenses (P/L)		226,000.00	-
Repair and Maintenance Expenses (P/L)		995,060.57	322,254.66
Salary Expenses		13,508,024.24	13,532,861.29
Survey License Expenses (Transmission Line) (P/L)		540,000.00	-
Share Related Expenses		100,000.00	643,612.00
Site Expenses (P/L)		8,000.00	-
Site Office Staff Salary (P/L)		-	330,000.00
Spare Parts Purchase Expnses (P/L)		896,097.00	-
Staff Uniform Expenses (P/L)		-	65,992.00
Telephone and Communication Expenses (P/L)		29,100.00	54,685.00
Transportation Expenses (P/L)		32,750.00	114,987.62
Tyre Purchase Expenses (P/L)		-	23,000.00
Vehicle Rent Expenses (P/L)		35,000.00	-
Vehicle Repair & Maintenance Expenses (P/L)		-	35,864.78
Vehicle Tax Expenses (P/L)		203,697.60	-
Water Expenses (P/L)		27,275.00	-
Website Updation Expenses (P/L)		30,000.00	90,000.00
Total		23,389,264.64	21,312,901.44

UNITED IDI-MARDI & R.B. HYDROPOWER LIMITED
Pokhara-17, Kaski, Nepal

Schedule Annexed to and forming part of the Financial Statements

Particulars	Notes	As on 32 Ashad 2079	As on 31 Ashad
Plant Operating Expenses	4.16		
Project Insurance Expenses		3,217,181.55	3,121,477.55
Royalty Expenses		4,492,318.79	3,389,838.27
Energy Purchase From NEA		16,200.00	78,515.98
Site Mess Exp.		109,765.00	224,305.28
Turbine Repair and Maintenance Expenses (P/L)		734,500.00	-
Salary- Site Staff		1,414,141.41	-
Total		9,984,106.75	6,814,137.08

Particulars	Notes	As on 32 Ashad 2079	As on 31 Ashad 2078
Finance Expenses	4.18		
Interest on BG Loan Expenses (P/L) (GBL)		-	22,723,792.19
Interest on Demand Loan Expenses (P/L) (Prime Bank)		-	734,926.06
Interest on Overdraft Loan (P/L)(GBL)		542,498.93	-
Interest on Overdraft Loan (P/L) (Prime Bank)		-	298,957.76
Interest on Term Loan Expenses (P/L) (1st GBL)		18,471,506.52	16,733,026.96
Interest on Term Loan Expenses (P/L) (2nd GBL)		47,762,679.23	19,923,518.17
Interest on Term Loan (P/L) (3rd GBL)		17,439,902.46	-
Interest on Term Loan Expenses (P/L) (Century Bank)		1,106,940.72	15,941,597.14
Interest on Term Loan Expenses (P/L) (Prime Bank)		-	4,368,285.09
Total		85,323,527.86	80,724,103.37

United Idi-Mardi & R.B. Hydropower Limited

Pokhara-17, Kaski

Schedule 13

Significant Accounting Policies & Other Explanatory Information

1. GENERAL INFORMATION

United Idi-Mardi & R.B. Hydropower Private Limited was incorporated as a private limited company in the year 2066 B.S under the provisions of Companies Act 2063 of Nepal. The Company was converted into Public Limited company on 2075.01.06. The main objective of the company is to harness country's hydropower potential at a reasonable rate with the maximum utilization of resources (both financial and technical) available in the country.

The Company is developing 'Upper Mardi Khola Hydropower Project' having capacity of 7 MW. The project site is located in Kaski District of Gandaki Province of Nepal.

2. SIGNIFICANT ACCOUNTING POLICIES

2.1 Basis of Preparation

The Financial statement of the Company have been prepared on accrual basis of accounting with Cash Flow Statement which is prepared using indirect method.

The financial Statement comprises the Statement of Financial Position, Statement of Profit & Loss and Other Comprehensive Income in a separate Statement. Statement of Changes in Equity, Cash Flow Statement and Significant Accounting Policies and Notes of Financial Accounts. The Significant accounting policies applied in the preparation of financial statements are sent out below in point number 3. These policies are consistently applied to all the years presented, except for the changes in accounting policies disclosed specifically.

2.1.1 Statement of Compliance

The financial statements are prepared under the historical cost convention on an accrual basis and are in accordance with Nepal Accounting Standard & others applicable laws. Further, the Financial Statement has not been prepared in accordance with Nepal Financial Reporting Standards (NFRS).

2.1.2 Reporting Period and approval of Financial Statements

The Company follows the Nepalese Financial Year based on the Nepalese Calendar. The accompanied Financial Statements have adopted by the Board of Directors on its board meeting and have been recommended for approval by shareholder in F.Y 2078/2079 Annual General Meeting.

2.1.3 Functional and presentation Currency

The financial statements are prepared in Nepalese Rupees, which is the company functional currency. All the financial information presented in Nepalese Rupees has been rounded to the nearest thousands, except otherwise indicated.

2.1.4 Rearrangement and Reclassification

The figures for previous year rearranged, reclassified and/or restated wherever necessary for the purpose to facilitating comparison. Appropriate disclosures are made wherever necessary.

2.1.5 Significant Accounting Estimates and Judgments:

The Preparation of financial statements in conformity with Nepal Financial Reporting Standards requires the use of certain critical accounting estimated and judgments. It also requires management to exercise judgment in process of applying the Company's accounting policies. The Company makes certain estimates and assumptions regarding the future events. Estimates and judgments are continuously evaluated based on historical experiences and other factors, including expectations of future events that Believed to be reasonable under the circumstance. Management believes that the estimates used in the preparation of the financial statements are prudent and reasonable. Future result could be differ from these estimates any revision to accounting estimates is recognized prospectively in current and future periods, The estimates and assumptions that have a significant risk of causing a material adjustment to the carrying amounts to assets and liabilities within the next financial year primarily includes:

Useful Life and Residual Value of Property, Plant and Equipment

Management reviews the useful life and residual values of property, plant and equipment at least once a year. Such life is dependent upon and assessment of both the technical life of the assets and also their likely economic life, based on various internal and external factors including relative efficiency and operating costs. Accordingly, depreciable lives are reviewed annually using the best information available to the Management.

Impairment of Property Plant and Equipment

At the end of each reporting period, the Company reviews the carrying amounts of its property, plant and equipment to determine wherever there is any indication that those assets have suffered as impairment loss. If any such indication exists, the recoverable amount of the asset is estimated in order to determine the extent of the impairment loss (if any). Recoverable amount is the higher of fair value less costs to sell and value in use. But, the impairment testing hasn't been done during this financial year.

Contingencies

In the normal course of business, contingent liabilities may arise from litigation and other claims against the Company. Potential liabilities that are possible but not probable of crystallizing or are very difficult to quantify reliably are treated as contingent liabilities. Such liabilities are disclosed in the notes but are not recognized.

Defined Benefit Plans

The cost of defined benefits plan and other post-employment benefits and the present value of such obligations are not determined using actuarial valuations, an actuarial valuation involves making various assumptions that may differ from actual development in the future. These include the determination of the discount rate, future salary escalations and mortality rates etc. Due to the complexities involved in the valuation and its long-term nature, a defined benefit obligation is highly sensitive to changes in these assumptions. Considering the size and functioning of the company, third party Actuarial Valuation is not made as the number of staffs working in the Company is limited based on cost for defined benefits obligation.

Recognition of Deferred Tax Assets

Significant management judgment is required to determine the amount of deferred tax assets that can be recognized, based upon the likely timing and the level of future taxable profits together with future tax planning strategies. The Company based its assumptions and estimates on parameters available when the financial statements were prepared. Existing circumstances and assumptions about future developments, however, may changes due to market changes or circumstances arising beyond the control of the Company. Since, the company is on a tax holiday period, no deferred Tax implications have been considered.

2.1.6 Presentations

For presentation of the Statement of financial Position, assets and liabilities have been bifurcated into current and non-current, by their respective maturities and are disclosed in the notes. All assets apart from property and equipment, investments and deferred Taxes assets are taken as current assets unless specific, if any additional disclosures are made in the notes for current and non-current distinction. All Liabilities apart from Net Defined Benefit Obligations are taken as current liabilities unless specific additional disclosures is made in the notes for current and non- current distinction.

The Statement of Profit and Loss has been prepared using classification "by Nature" method. The Cash flow from operation within the Statement of Cash Flow have been prepared using the indirect Method.

2.1.7 Materiality and Aggregation

In compliance with NAS 1 "Presentation of Financial Statements" each material class of similar items are presented separately in the Financial Statements. Items of dissimilar nature or functions are presented separately unless they are immaterial.

2.1.8 Cost Constraint

The Company assesses whether the benefits of reporting particular information are likely to justify the cost incurred to provide and use that information. It is consistent with the framework not to maximize the qualitative characteristics of financial information and other Main framework concepts when the cost of doing so would exceed the benefits.

3. ACCOUNTING POLICIES**3.1 Useful Life Residual Value of Property, Plant and Equipment:**

Management reviews the useful life and residual values of property, plant and equipment at least once a year. Such life is dependent upon an assessment of both the technical life of the assets and also their likely economic life, based on various internal external factors including relative efficiency and operating costs. Accordingly depreciable lives are reviewed annually using the best information available to the Management.

3.2 Contingencies

In the normal course of business, contingent liabilities may arise from litigation and other claims against the Group. Potential liabilities that are possible but not probable of crystallizing or are very difficult to quantify reliably are treated as contingent liabilities. Such liabilities are disclosed in the notes but are not recognized.

3.3 Changes in Accounting Policies

The same accounting policies are normally adopted in each period and from one period to the next to maintain compatibility if the Financial Statement of the entity over time to identify trends in the Financial position, performance and cash flows.

3.4 Going Concern

The Directors have made an assessment of Entity's ability to continue as a going concern and satisfied that it has the resources to continue in the business for the foreseeable future. Furthermore Board is not aware of any material uncertainties that may cast significant doubt upon Entity's ability to continue as a going concern and they do not intend either to liquidator or to cease operations of it. Therefore, The Financial Statements continue to be prepared on the going concern basis.

3.5 Financial Assets and Financial Liabilities

3.5.1. Recognition

The Company initially recognizes a financial assets or financial liabilities its Statement of financial position when and only when, it becomes party to the contractual provisions of the instruments. The transaction cost that are directly attributable to the acquisition or issue of financial instruments (other than of the Financial Instruments through Profit or Loss) are added or deducted from fair value of the financial assets or financial liabilities, as appropriate, on the initial recognition. Transaction costs directly attributable to the acquisition of financial assets or financial liabilities at fair value through Profit or Loss are recognized immediately in Statement of Profit or Loss. The institution thus has initially recognized investment and borrowings etc. on the date when they are originated i.e. date when Company has become party to the contractual provision of the instruments. Investment on the equity instruments are recognized on the trade date at which the company commits to purchase the financial assets.

3.5.2 Classification

The Company classifies its financial assets as subsequently measured at amortized cost using effective interest method or fair value on the basis of the Company's business model for managing the financial assets and the contractual cash flow characteristics of the financial assets. The two classes of financial assets are as follows:

- a) Financial Assets measured at amortized cost
- b) Financial Assets measured at Fair Value.

3.5.3 Financial Assets

a) **Financial Assets measured at amortized cost**

The company classifies financial assets at amortized cost if both of the following conditions are met;

- The assets is held within a business model whose objectives is to hold assets in order to collect contractual cash flows and,
- The contractual terms of the financial assets give rise on a specified date to cash flows that are solely payments of principals and interest on the outstanding principals.

b) **Financial Assets measured at fair value**

Financial assets other than measured at amortized cost are measured at fair value.

Financial assets measured at fair value are further classified into two categories as below:

- Financial assets at fair value are classified as fair value through profit or loss if they are held for trading or are designated at fair value through profit or loss. Such assets are subsequently measured at fair value and changes in fair value are recognized in Statement of Profit or Loss.
- Financial assets ate fair value through other comprehensive income are investment in an equity instruments that is not held for trading and at the initial recognition, the company

makes and irrevocable election that the subsequent changes in fair value of the instrument is to be recognized in Other-Comprehensive Income are classified as financial assets at fair value through Other- Comprehensive Income.

3.5.4 Financial Liabilities

The Company classifies the financial liabilities as follows:

a) Financial Liabilities at fair value through profit or loss

Financial Liabilities are classified as fair value through profit or loss if they are held for trading or are designated at fair value through Profit or Loss. Upon initial recognition, transaction cost that are directly attributable to the acquisition are recognized in Statement of Profit or Loss as incurred. Subsequent changes in fair value is recognized in Statement of Profit or Loss.

b) Financial Liabilities measured at amortized cost

All financial liabilities other than measured at fair value through profit or loss are classified as subsequently measured at amortized cost using effective interest method. For financial liabilities i.e. loans due to Bank and financial institution, the effect interest rate is equal to discounting factor thus there has been no difference on calculation of loan amount.

3.5.5 Measurement

a) Initial Measurement

A financial assets or financial liabilities is measured initially measured at fair value plus, for an item not fair value though profit or loss, transaction costs that are directly attributable to its acquisition or issue.

Transaction costs in relation to financial assets and liabilities at fair value through profit or loss are recognized in Statement of Profit or Loss.

b) Subsequent Measurement

Financial Assets or Liability classified at amortized cost on initial recognition is subsequently measured at amortized cost using effective interest method. Financial Assets classified at fair value are subsequently measured at fair value. The subsequent changes in fair value of financial assets at fair value through profit or loss are recognized in Statement of Profit or Loss whereas of financial assets at fair value through other comprehensive income are recognized in Other Comprehensive Income.

c) De-Recognition

Financial Assets are derecognized when the right to receive cash flows from the assets have expired or where the company has transferred substantially all risks and rewards of ownership. If subsequently all the risks and rewards have been retained nor transferred

and the company has retained control, the assets continue to be recognized to extent of the company's continuing involving.

Financial Liabilities are derecognized when they are extinguished. A financial liability is extinguished when the obligation is discharged, cancelled or expired.

d) Determination of Fair Value

Assets and liabilities are carried at fair value or for which fair values are disclosed has been classified into three levels according to the observability of the significant inputs used to determine the fair value hierarchy. Company recognizes transfers between levels of the fair value hierarchy when there is significant changes in either its principal market of the level of observability of inputs to the valuation techniques as at the end of the reporting period may result in a transfer of assets and liabilities within the fair value hierarchy. Company recognizes transfers between levels of the fair value hierarchy when there is significant change in either its principal market of the level of observability of the inputs to the valuation techniques as the end of the reporting period.

The company uses the following hierarchy for determining and disclosing the fair value of financial instruments by valuation technique:

- Level 1:** quoted (Unadjusted) Price in active markets for identical assets or liabilities
- Level 2:** other techniques for which all inputs which have a significant effect on the recorded fair are observable, either directly or indirectly
- Level 3:** techniques which use inputs that have a significant effect on the recorded fair value that are not based on observable market data.

e) Impairment

At each reporting date, the company shall whether there is objective evidence that a financial assets or group of financial assets carried at fair value through profit or loss are impaired. A financial assets or a group of financial assets is impaired when objective evidence demonstrates that a loss event has occurred after the initial recognition of the assets and that the loss event has an impact on the future cash flow of the asset (s) that can be estimated reliably.

Objective evidence that financial assets are impaired can include:

1. Counterparty files for bankruptcy and this would avoid or delay discharge of its obligation.
2. The company initiates legal resource of recovery in respect of a credit obligation of counterparty,
3. The disappearance of an active market for a security.
4. Observable data relating to a group of assets such as adverse changes in the payment status of borrowers or issuers in the group or economic conditions that correlate with defaults in the group,

5. Indication that the industry in which the counterparty has operated has been facing negative conditions affecting borrower adversely and borrower has not been able to adopt the mitigation actions,
6. Blacklisted by Credit information Center,
7. In case of investment in equity security, a significant or prolonged decline in its fair value of its cost,
8. Other.

3.5.6 Offsetting

Financial Assets and liabilities are offset and net amount presented in the Statement of Financial Position when and only when, the Company has a legal right to set off the amounts and it intends either to settle them on a net basis or to realize the assets and settle the liabilities simultaneously.

Income and expenses are presented on a net basis only when permitted under NFRS, or for gains and losses arising from a group of similar transactions such as in the company's trading activity.

3.6 Borrowing Cost

Borrowing costs consist of interest and other costs that an entity incurs in connections with borrowing of funds. Borrowing cost also included differences to extent regards as an adjustment to the borrowing costs.

Borrowing cost directly attributable to the acquisition, construction or production of an assets that necessarily takes a substantial to the acquisition, construction or production of an assets that necessarily takes a substantial period of time to get ready for its intended use or sale are capitalized as part of the cost of the asset until such time as the assets are substantially ready for the intended use or sale. All other borrowing costs are expensed in the period in which they occur.

3.7 Employment Benefits

The company has schemes of employment benefits namely provident fund only. The company has a no specific employee service manual till audit date.

Defined contribution plan-Provident Fund, Gratuity

Under defined contribution plans, provident fund, the Company pays pre-defined amounts to separate funds and does not have any legal or informal obligation to pay additional sums. Contributions to defined contribution schemes (Provident fund) are has no further defined obligations beyond monthly contributions. Contributions to defined contribution schemes are deposited with Employees Provident Fund (karmachariSanchayaKosh).

Gratuity is provided as per the provisions of Labour Act, 2074. However, Facilities like accumulated leave, insurance benefits has not been provided as per Labour Act, 2074.

The Company is not registered with Social Security Fund setup under Social Security Act, 2074.

Defined benefits plan

- I. The Liability or assets recognized in the balance sheet in respect of defined benefit plan is the present value of defined benefit obligations at the end of the reporting period less fair value of plan assets. The defined benefit obligation is calculated annually by actuaries through actuarial valuation using the projected unit credit method
- II. The company recognizes the following changes in the defined benefit obligation to the profit or loss statement:
 - Service costs comprising current service costs and past-service costs
 - Interest expenses
The net interest cost is calculated by applying the discount rate to the net balance of the defined benefit obligation and fair value of plan assets. The cost is included in employee benefit expenses in the statement of profit & loss.
- III. Any changes in the liabilities over the year due to changes in assumptions or experience within the scheme, are recognized on other comprehensive income in the period in which they arise.
- IV. NAS 19 requires the exercise of judgment in relation to various assumptions including future pay arises, inflation and discount rates and employee and pensioner demographics. The Company determines the assumptions in conjunction with its actuaries, and believe these assumptions to be in line with best practice, but the application of different assumptions could have a significant effect on the amounts reflected in the income statement, other comprehensive income and balance sheet. They may be also interdependency between some of the assumptions.
- V. The Company has not provided any defined benefit plan to its employees.

Short term and long-term employment benefits

- I. A liability is recognized for benefits accruing to employees in respect of wages and salaries, annual leave and sick leave in the period the related service is rendered at the undiscounted amount of the benefits expected to be paid in exchange for that service.
- II. Liabilities recognized in respect of short-term employee and contractual employees, benefits are measured at the undiscounted amount of benefits expected to be paid in exchange for the related service.

3.5 Provisions, contingencies and commitments

- I. Provision are recognized when the company has a present obligation (legal or constructive) as a result of past event, it is possible that an outflow of resources embodying economic benefits will be required to settle the obligation and a reliable estimate can be made the amount of the obligation.
- II. When the Company expects some or all of a provision to be reimbursed, for example, under an insurance contract, the reimbursement is recognized as a separate asset, but only when the reimbursement is virtually certain.
- III. The expense relating to a provision is prepared in the statement of profit and loss net of any reimbursement.
- IV. If the effect of the time value of money is material, provisions are discounted using a current pre-tax rate that reflects, when appropriate, the risks specific to the liability. When discounting is used, the increase in the provision due to the passage of time is recognized as a finance cost.
- V. A provision for onerous contracts is recognized when the expected benefits to be derived by the Company from a contract are lower than the unavoidable cost of meeting its obligations under the contract. The provision is measured at the present value of the lower of the expected cost of terminating the contract and the expected net cost continuing with the contract. Before a provision is established, the Company recognizes any impairment loss on the assets associated with that contract.
- VI. A contingent liability is a possible obligation that arises from past events whose existence will be confirmed by the occurrence or non-occurrence of one or more uncertain future events beyond the control of the Company or present obligation that is not recognized because it is not probable that an outflow of resource will be required to settle the obligation. A contingent liability also arises in extremely rare cases where there is a liability that cannot be recognized because it cannot be measured reliably. The Company does not recognize a contingent liability but disclose its existence in the standalone financial statements.
- VII. A contingent asset is a possible asset that arises from past events and whose existence will be confirmed only by the occurrence or non-occurrence of one or more uncertain future events not wholly within the control of the entity.
- VIII. Commitments include the amount of purchase order (net of advance) issued to parties for completion of assets.
- IX. Provisions, contingent liabilities, contingent assets and commitments are reviewed at each reporting period.

3.9 Financial Instruments

Financial assets and financial liabilities are recognized when the Company becomes a party to the contract embodying the related financial instruments. All financial assets, financial liabilities and financial guarantee contracts are initially measured at transaction cost and where such value are different from fair value, at fair value. Transaction costs that are directly attributable to the acquisition or issue of financial assets and financial liabilities (other than financial assets and financial liabilities at fair value through profit and loss) are added to or deducted from the fair value measured on initial recognition of financial assets or financial liability. Transaction cost directly attributable to the acquisition of financial assets and financial liabilities at fair value through profit and loss are immediately recognized in the statement of profit and loss. In cash of interest free or concession loans/debentures/preference shares given to subsidiaries, associates and joint ventures, the excess of the actual amount of the loan over initial measure at fair value accounted as an entity investment.

Investment in equity instruments issued by subsidiaries, associates and joint ventures are measured at cost less impairment.

Investment in preference share/debentures of the subsidiaries are treated as equity instruments if the same are convertible into equity or are redeemable out of the proceeds to equity instruments issued for the purpose of redemption of such investments. Investments in preference shares/debentures not meeting the aforesaid conditions are classified as debt instruments at amortized cost.

3.10 Effective Interest Method

The effective interest method is a method of calculating the amortized cost of financial instrument and of allocating interest income or expense over the relevant period. The effective interest rate that exactly discounts future cash receipts or payments through the expected life of the financial instrument, or where appropriate, a shorter period. Income/expenses arising on financial instruments after applying an effective interest rate is recognized in Statement of Profit and Loss and it's included in the "other finance income" or "Other finance cost" line item. For calculating EIR, interest rate on borrowings from bank has been considered.

4. OTHER EXPLANATORY NOTES

4.1 Property Plant and Equipment

The company has applied the Cost model of accounting for Property and Equipment and those policies have been consistently applied for all its Property and Equipment to all the periods presented. Property, plant and equipment are measured at cost including directly attributable costs incurred for bringing the assets to the present location and condition necessary for it to be capable of operating in the manner intended by the management. Property, plant and equipment are presented at cost less accumulated depreciation.

Subsequent costs are included in asset's carrying amount or recognized as separated assets, as appropriate, only when it is probable that future economic benefits associated with the item will flow to the Company and the cost the item can be measured reliably. All other repairs and maintenance are charged to Statement of Profit and Loss during the financial period in which they are incurred.

Depreciation and Amortization

- I. Depreciation is recognized so as to write off the cost of assets (other than freehold land and properties under construction) less their residual values over their useful lives.
- II. Amortization is recognized on a straight line basis over their estimated useful lives. The estimated useful life and amortization method are reviewed at the end of each reporting period, with effect of any changes in estimate being accounted for on a prospective basis.
- III. Depreciation is provided on the written down method based on the estimated useful lives of the assets determined by the management. Depreciation on additions to fixed assets is charged determined by the management. Depreciation on additions to fixed assets is charged on pro-rata basis in the year of purchase. The useful life of the assets and the corresponding rates rate at which the assets are depreciated are as follows:

Category of assets Estimated useful life:

Useful life either the period of time which the asset is expected to be used or the number of production or similar units expected to be obtained from the use of assets. The estimated useful life, residual value and depreciation method are reviewed at the end of each reporting period, with the effect of any changes in estimate accounted for on a prospective basis. The Depreciation of project has been considered according to their commercial production year passed.

Commercial Year	Production	Depreciation Rate (%) Per year	Total (%)
1-5		1	5
6-10		2	10
11-15		3	15
16-20		4	20
21-25		5	25
26-29		5	20
30		Above	5
		Total	100%

4.2 Intangible Assets

- I. Intangible assets with finite useful lives that are acquired separately are carried at cost less accumulated amortization and accumulated impairment losses. Intangible assets with indefinite useful lives are carried at cost less accumulated impairment losses.
- II. Gain or losses arising from de-recognition of an intangible assets are measured as the difference between the net disposal proceeds and the carrying amount of the asset and are recognized in the statement of Profit and loss when the asset is derecognized.

4.3 Other Current Assets

Other current assets include advance payments, lending, deposit and other advances.

Particulars	Notes	As on 32 Ashad 2079	As on 31 Ashad 2078
Other Current Assets	4.3		
Bank Guarantee Margin (Exim Code deposit)		300,000.00	15,000.00
Total		300,000.00	15,000.00

4.4 Trade Receivable

The Company has classified as asset as current assets when:

- a) It expects to realize the asset or intends to sell or consume it in its operating cycle;
- b) It holds the asset primarily for the purpose of trading;
- c) it expects to realized the asset within 12 months after the reporting period or;
- d) The asset is cash or cash equivalent.

Trade and other Receivables which are expected to be realized within 12 months after the reporting period have been classified under current assets. They include receivable from debtors (receivable against message) and remittance commission receivable. They are initially measured at fair value less any provision for impairment. Debtors are assessed on a case by case from impairment. The fair value of such assets is equivalent to their carrying amount.

Majority of receivable balance of the Company is from Nepal Electricity Authority, which is owned by Government of Nepal and therefore have been assumed to have zero risk of recovery. So, no impairment testing has been made on such receivable.

Particulars	Notes	As on 32 Ashad 2079	As on 31 Ashad 2078
Trade and Other Receivables	4.4		
Advance to Suppliers		3,225,674.96	3,371,152.55
Banayak Fresh House		33,516.00	49,925.00
Bishwakarma Suppliers		3,999.81	3,999.81
Chilly Bar & Trading		25,699.00	10,555.20
Civil Hydropower Pvt. Ltd.		-	745,000.00
Cubic Engineering Consultant Pvt. Ltd.		500,000.00	250,000.00
Jhyamolongma Hydropower Development Com. Pvt.Ltd		-	542,000.00
Kalam Offset Press		20,112.50	12,202.50
Kalika Fuel		40,725.00	40,725.00
K.C. Constructin Firm		850,000.00	-
K.C Construction Pvt.Ltd		600,000.00	600,000.00
Legacy Hotel (P) Ltd.		38,324.60	38,325.00
Namita Trading		24,714.00	24,714.00
Neco Insurance Ltd.		233,230.08	297,486.40
Nepal Brothers		719.64	719.64
Om Environment & Scientific Services Pvt. Ltd.		750,000.00	750,000.00
Siddhartha Trading		5,500.00	5,500.00
Nepal EX. Serviceman's Association		20,000.00	-
New Business Age Pvt. Ltd.		94.50	-
Shangrila Hotels		2,040.05	-
Harinas Traders		76,999.78	-
Deferred Revenue Expenditure(IPO)		1,930,836.00	2,574,448.00

Other Receivables		97,866,667.79	35,084,181.87
Custom Margin (E/ M Equipment)		500,536.70	500,536.70
Nepal Electricity Authority (NEA)		30,722,555.59	28,971,395.75
Other receivables		66,643,575.50	5,612,249.42
Total		103,023,178.75	41,029,782.42

4.5 Cash and Cash Equivalent

This includes the cash on hand, cash on vault, balance with other banks and financial institutions which are used by the company for management of its short-term commitment.

Cash Balance

There is no cash balance with the company.

Balance with other Banks

These assets have been classified as financial assets (cash and Cash equivalent) and subsequently measured at amortized costs. Risk associated with these assets are regularly assessed.

The income on interest bearing account is credited to Statement of Profit and Loss Account under interest Income head.

Particulars	Notes	As on 32 Ashad 2079	As on 31 Ashad 2078
<u>Cash and Cash Equivalents</u>	4.5		
Cash in Hand		-	-
Century Commercial Bank Ltd.		57,110.18	52,024.06
Global IME Bank Ltd (CA)		44,736.21	443,290.61
Machhapuchchhre Bank Ltd		87,282.65	135,445.81
Prime Commercial Bank Ltd		106,926.42	13,234,270.70
Prime Commercial Bank Ltd (Escrow)		5,000.00	5,000.00
Rastriya Banijya Bank Ltd.		35,158.00	35,158.00
Total		336,213.46	13,905,189.18

4.6 Current Tax assets/Liability

The company has policy of booking current tax assets/liability by netting off advance income tax with the provision of taxation made.

4.7 Non-Current Assets Held for Sale

The Company classifies non-current assets as held for sale if their carrying amounts will be recovered principally through a sale rather than through continuing use. Actions required to complete the sale should indicate that it is unlikely that significant changes to the sale will be made or that decision to sell will be withdrawn. Management must be committed to the sale expected within one year from the date of classification.

The criteria for held for sale classification is regarded met only when the assets or disposal group is available for immediate sale in its present condition, subject only to

terms that are usual and customary for sales of such assets, its sale is highly probable; and it will genuinely be sold, not abandoned. Non-current assets held for sale are measured at the lower of their carrying amount and the fair value less costs to sell. Assets and liabilities classified as held for sale are presented separately in the consolidated balance sheet.

Property, plant and equipment and intangible assets once classified as held for sale/distribution to owners are not depreciated or amortized. The company has not classified any of its assets as Non-Current Assets held for Sale.

4.8 Share Capital

Financial Instruments issued are classified as equity when there is no contractual obligation to transfer cash, other financial assets or issue available number of own equity instruments. Incremental costs directly attributable to the issue new shares are shown in equity as deduction net of taxes from the proceeds. Dividend on ordinary shares are recognized in equity in the period in which they are declared.

Particulars	Notes	As on 32 Ashad 2079	As on 31 Ashad 2078
<u>Share Capital</u>	4.8		
<u>Authorized Share Capital</u>			
60,00,000 Equity Shares @ NPR 100/- each		600,000,000.00	600,000,000.00
<u>Issued Share Capital</u>			
42,00,000 Equity Shares @ NPR 100/- each		420,000,000.00	420,000,000.00
<u>Paid up Share Capital</u>			
42,00,000 Equity Shares @ NPR 100/- each (Previous year 42,00,000 Equity Shares @ NPR 100/- each)		420,000,000.00	420,000,000.00
Less: Calls in Arrears			
Total		420,000,000.00	420,000,000.00

4.9 Reserve

The reserve includes the reserve brought forward, this year profit and deferred tax reserve.

Particulars	Notes	As on 32 Ashad 2079	As on 31 Ashad 2078
<u>Reserve and Surplus</u>	4.9		
Opening balance		755,475.08	(45,233,733.26)
Profit/ (Loss) during the year		51,604,660.86	45,989,208.34
Total		52,360,135.94	755,475.08

4.9.1 Proposed Dividend

Dividend on ordinary shares are recognized as a liability and deducted from equity when they are approved by the company's shareholders. Interim dividends are deducted from equity when they are paid.

A dividend proposed by the Board of Directors after the reporting date is not recognized as a liability and is disclosed as a note to the financial statements.

Company's board meeting dated 2079/08/02 has proposed a 10.526% cash dividend out of the total reserve till FY 2078/79.

Said proposed dividend has not been adjusted in the financial statements as this is non-adjusting event.

4.10. Secured Borrowing

The fair value of amount due to bank and financial institutions generally approximate their carrying amount. The service charges thus have not been considered while valuing such due and has been directly charged to Statement of Profit and Loss.

This includes long-term borrowings.

Particulars	Notes	As on 32 Ashad 2079	As on 31 Ashad 2078
Long Term Borrowings	4.10		
Century Commercial Bank Ltd	-	-	216,663,088.15
Global IME Bank Ltd (1st Term Loan)		211,005,089.27	216,663,088.15
Global IME Bank Ltd (2nd Term Loan)		550,223,000.00	561,631,000.00
Global IME Bank Ltd. (3rd Term Loan)		212,367,088.15	-
Total		973,595,177.42	994,957,176.30

4.11. Deferred Tax

Current Income Tax

Income Tax Expenses comprises current tax provision, the net change in the deferred tax assets or liability in the year and under/over provision made in the previous year. Current tax provision means the amount of tax for the period determined in accordance with the

prevailing Income Tax Act, 2058 and the rules framed there under. Current tax shall be based on the taxable profit for the year.

Deferred Tax Asset/Liability

Deffered Tax Assets and liabilities are recognized for the future tax consequences of timing difference between the carrying values of assets and liabilities and their respective tax bases, and operating loss carry forward. Deferred tax assets and liabilities are measured using thr enacted or substantively enacted tax rates at the reporting date. Deferred Tax Assets are recognized only to the extent there is reasonanable certainty that the assets can be realized in future. Deferred tax assets are reviwed at each balance sheet date and appropriately adjusted to reflect the amount that is reasonable/virtually certain to be reralized.

Current and deferred tax relating to items which are charged or credited directly to equity, is credited or charged directly to equity and its subsiquently recognized in the

Statement of Profit or Loss together with the current or deferred gain or loss. No deferred tax implications have been considered for the current year.

4.12. Short Term Borrowing

Short term loans are expected to be settled within 12 months after reporting period. Therefore, such loans are classified under current liabilities. A details of short-term loan is presented below:

Particulars	Notes	As on 32 Ashad 2079	As on 31 Ashad 2078
Short Term Borrowings	4.12		
Bank Overdraft Loan (Global IME Bank Ltd.)		25,000,000.00	4,739,745.36
Total		25,000,000.00	4,739,745.36

4.13. Trade and Other Payables

Company shall classify a liability as current when:

- It expects to settle the liability in its normal operating cycle;
- It holds the liability primarily for trading;
- The liability is due to be settle within 12 months after the reporting or;
- It does not have an unconditional right to defer settlement of the liability for at least 12 months after the reporting period.

Trade and other payables include sundry creditors, audit fees, TDS payable, salary payable, other expenses payables, PF payables and similar other liabilities that meet the aforementioned conditions. Such amounts are classified as other financial liabilities and are initially recognized at fair value and subsequently measured at amortized cost. The fair value of such other financial liabilities is equivalent to their carrying amount.

Particulars	Notes	As on 32 Ashad 2079	As on 31 Ashad 2078
Trade and Other Payables	4.13		
Advance Received From Directors		-	1,518,488.75
Kiran K.C. (Payable)		-	1,518,488.75
Expenses Payables		616,178.67	12,206,428.99
Audit Fee Payable		111,500.00	111,500.00
Bishwodev Electical		-	7,800.00
Bhanu Machinery		699.11	699.11
Binayak Fresh House		19,646.00	-
Bharat Sha Mil		2,000.00	-
Bailee International Pvt. Ltd.		27,165.20	-

Easy Support Sales & Service		3,750.00	-
Lal Rai		9,500.00	-
Harinas Traders		-	73,836.22
Himshree KC Group of PSA		-	11,707,500.00
D. Pawan Stores		21,700.00	-
Gautam Machinery		105,129.89	-
Nepal Electric Works Pvt.Ltd		1,125.00	42,577.20
Nepal Traders		191,981.47	-
Pahiran Trading House Pvt. Ltd.		32,662.00	32,662.00
Prakash Punja		31,249.24	25,052.65
Pratap Paudel		-	31,240.00
Rajdhani National Daily		-	11,707.50
Saleways Cash & Carry Pvt.Ltd		7,201.28	7,201.28
Shangrila Hotels		-	108,719.37
Shree Sidhartha Trading		5,500.00	5,500.00
Shuvakamama Stationary		8,325.00	3,390.00
Smart Tyre Zone		23,000.00	23,000.00
S. Ram Krishna Stores		10,544.43	10,543.61
Surya Binayak Motor Parts		1,000.05	1,000.05
Swift Technology		2,500.00	2,500.00
Other Company Payable		1,213,969.99	5,018,822.80
Bhagawati Hydropower Dev. Co. Pvt.Ltd. Payable		-	2,061,573.00
Office Rent Payabale		-	270,000.00
Royalty of Capacity (Payable)		583,333.00	15,824.92
Royalty of Sales of Energy (Payable)		630,636.99	2,671,424.88

PF Payable		19,400.00	35,800.00
PF (Goma Karki)		1,200.00	2,400.00
PF (Khusbu Chaudhary)		1,200.00	2,400.00
PF (Niraj Poudyal)		17,000.00	31,000.00
Salary Payable		1,997,112.84	1,873,071.20
KTM Office Salary Payable		65,826.00	138,990.70
PKR Office Salary Payable		497,524.50	948,758.50
Binod Mishra		-	64,158.00
Salary Payable (Administrative Director)		81,714.00	163,416.00
Salary Payable (Managing Director)		98,589.00	197,166.00
Salary Payable (Prakash K.C.)		81,714.00	163,416.00
Salary Payable (Sunil Naryan Shrestha)		98,589.00	197,166.00
Salary Payable (Baskot Sub Station)		20,000.00	-
Staff Bonus Payable		1,053,156.34	
TDS Payable		415,114.65	687,870.61
Total		4,261,776.15	21,340,482.35

Revenue Recognition

Revenue is the gross inflow of economic benefits during the period arising in the course of the ordinary activities of an entity when those inflows result in increase in equity, other than increases relating to contribution from equity participants.

4.14 Sales

Revenue is recognized to the extent that it is probable that economic benefit will flow to the Company and that the revenue can be reliably measured. Revenue is measured at the fair value of the consideration received or receivable. Revenue received during the year Rs. 186,639,926.69 from sales of energy has presented as follows.

Month	Revenue Amount (Rs)
Baishakh 2079	6,839,962.51
Jestha 2079	10,500,124.30
Ashad 2079	20,229,514.28
Shrawan 2078	22,923,071.11

Bhadra 2078	20,674,247.08
Ashoj 2078	19,488,976.98
Kartik 2078	19,433,526.63
Mangsir 2078	11,451,563.44
Poush 2078	16,916,701.70
Magh 2078	14,164,209.16
Falgun 2078	12,021,634.95
Chaitra 2078	11,996,394.55
Total	186,639,926.69

4.15 Other Income

Other Revenue is recognized to the extent it is probable that the economic benefits will flow to the Company and the revenue can be reliably measured.

Other income includes insurance income as well as miscellaneous income.

4.16 Project Expenses:

Particulars	Notes	As on 32 Ashad 2079	As on 31 Ashad 2078
Plant Operating Expenses	4.16		
Project Insurance Expenses		3,217,181.55	3,121,477.55
Royalty Expenses		4,492,318.79	3,389,838.27
Energy Purchase From NEA		16,200.00	78,515.98
Site Mess Exp.		109,765.00	224,305.28
Turbine Repair and Maintenance Expenses (P/L)		734,500.00	-
Salary- Site Staff		1,414,141.41	-
Total		9,984,106.75	6,814,137.08

4.17 Administrative Expenses

Expenses is the gross outflow of economic benefits during the period arising in the course of the ordinary activities of a company when those outflows result in decrease in equity, other than those relating to payments to equity participants. Expense has been recognized on accrual basis complying with matching concept.

The company recognizes Administrative Expenses as and when legal or constructive obligation in respect of such expenses arises to the company.

4.18 Finance Expenses

The finance expenses include bank charges, service charges on loans and interest on bank loan. Since the bank loan of the company are of revolving nature, interest, service charges and bank charges in respect of such loan has not been capitalized as part of loan rather charged directly through Statement of Profit and Loss Account.

Particulars	Notes	As on 32 Ashad 2079	As on 31 Ashad 2078
Finance Expenses	4.18		
Interest on BG Loan Expenses (P/L) (GBL)		-	22,723,792.19
Interest on Demand Loan Expenses (P/L) (Prime Bank)		-	734,926.06
Interest on Overdraft Loan (P/L)(GBL)		542,498.93	-
Interest on Overdraft Loan (P/L) (Prime Bank)		-	298,957.76
Interest on Term Loan Expenses (P/L) (1st GBL)		18,471,506.52	16,733,026.96
Interest on Term Loan Expenses (P/L) (2nd GBL)		47,762,679.23	19,923,518.17
Interest on Term Loan (P/L) (3rd GBL)		17,439,902.46	-
Interest on Term Loan Expenses (P/L) (Century Bank)		1,106,940.72	15,941,597.14
Interest on Term Loan Expenses (P/L) (Prime Bank)		-	4,368,285.09
Total		85,323,527.86	80,724,103.37

4.19 Earnings Per Share

Basic earnings per share is computed by dividing the profit/(loss) for the year by the weighted average number of equity shares outstanding during the year. The weighted average number of equity shares outstanding during the year is adjusted for treasury shares, bonus issue, bonus element in aright issue to existing shareholders, share split and reserve share split (consolidation of shares).

Diluted earnings per share is computed by dividing the profit/ (loss) for the year as adjusted For dividend, interest and other charges to expense or income (net of any attributable taxes) relating to the dilutive potential equity shares, by the weighted average number of equity shares considered for deriving basic earnings per share and the weighted average number of equity shares which could have been issued on the conversion of all dilutive potential equity shares. Potential equity shares are deemed to be dilutive only if their conversion equity shares would decrease the net profit per share from continuing ordinary operations. Potential dilutive equity shares are deemed to be converted as at the beginning of the period, unless they have been issued at a later date.

Earning Per share (Rs. Per Share)	4.19	Current Year	Previous Year
Basic		12.29	10.95
Diluted		12.29	10.95

4.20 Related parties

As per NAS 24, the disclosure regarding related parties is provided as under:

List of related parties:

Name of the related parties	Nature of relationship
Prem Kumari K.C	Shareholder
Roshan K.C	Managing Director
Sunil Narayan Shrestha	Executive Director
Prakash K.C	Chairman
Kiran K.C	Director
Himshree Foods Western Nepal Ltd.	Sister Concern
Civil Hydro Power Pvt. Ltd	Sister Concern
Jhyamolongma hydropower Development Pvt Ltd	Sister Concern
K.C Construction	Sister Concern

Balances due to/from related parties as on 32nd Ashad 2079,


Particulars	Related Parties (NPR)
Amount due from	61,562,270.50

4.21 Segment Reporting

The Chief Executive Officer and functional managers of the Company have been identified as the Chief Officer Decision Maker (CODM) as defined by NFRS 8, Operating Segments. The CODM evaluates the Company's Performance and allocates resources based on an analysis of various performance indicators, however the Company is primarily engaged in only one segment viz. "Generation and Sale of electricity" and that all the operations are in Nepal. Hence, the Company does not have any reportable Segment as per NFRS 8 "Operating Segments".

4.22 Events after date

The company monitors and assess events that may have potential impact to qualify as adjusting and/or non-adjusting events after the end of the reporting period. All adjusting events are adjusted in the books with additional disclosures and non-adjusting material events are discloses in the notes with possible financial impact to the extent ascertainable. They are no materials events that have occurred subsequent to 32nd Ashad, 2079 till the signing of the financial statement.





युनाईटेड ईदि मर्दि एण्ड आर. वि. हाईड्रोपावर लिमिटेड
United Idi Mardi and RB Hydropower Ltd
माथिल्लो मर्दि खोला जलविद्युत आयोजना (७ मे.वा.)

रजिष्टर्ड कार्यालय : पोखरा लेखनाथ महानगरपालिका , वार्ड नं. १७, सांग्रीला मार्ग, कास्की
फोन नं. : ९७७-६१-४६५८०६, ५२७८०७, ४६२७७४,
सम्पर्क कार्यालय : ललितपुर महानगरपालिका, वार्ड नं. १, कुपण्डोल
फोन नं. : ०१-५४२०२५४, ०१-५२०७२५४
E-mail : unitedidimardi7mw@gmail.com
Website : www.idimardihydro.com.np